

IBM iLC300 Conference Projector



# IBM iLC300 Conference Projector 使用手冊



IBM iLC300 Conference Projector



# IBM iLC300 Conference Projector 使用手冊

第一版（2003 年 4 月）

© Copyright International Business Machines Corporation 2003. All rights reserved.

# 目錄

安全 . . . . .	v
前言 . . . . .	vii
註冊您的選用設備 . . . . .	viii
<b>第 1 章 簡介 . . . . .</b>	<b>1</b>
<b>第 2 章 安裝投影機 . . . . .</b>	<b>3</b>
顯示電腦影像 . . . . .	5
第一次在 Windows 98 使用投影機 . . . . .	6
調整影像 . . . . .	6
<b>第 3 章 使用投影機與視訊裝置 . . . . .</b>	<b>9</b>
顯示視訊影像 . . . . .	10
<b>第 4 章 使用投影機功能 . . . . .</b>	<b>11</b>
使用按鍵面板按鈕 . . . . .	11
使用遙控器 . . . . .	12
遙控器疑難排解 . . . . .	13
使用音訊 . . . . .	13
連接外接式喇叭 . . . . .	14
音訊疑難排解 . . . . .	14
最佳化電腦影像 . . . . .	14
簡報功能 . . . . .	14
Presentation Director . . . . .	15
最佳化視訊影像 . . . . .	15
自訂投影機 . . . . .	15
關閉投影機 . . . . .	16
螢幕保護 . . . . .	16
省電 . . . . .	16
關閉投影機 . . . . .	16
<b>第 5 章 使用功能表 . . . . .</b>	<b>17</b>
「圖形」功能表 . . . . .	17

進階設定 . . . . .	18
「設定」功能表 . . . . .	19

## 附錄 A. 維護 . . . . . 23

清潔鏡頭 . . . . .	23
更換投影燈泡 . . . . .	23
重設燈泡計時器 . . . . .	24
使用安全鎖 . . . . .	24

## 附錄 B. 安裝疑難排解 . . . . . 25

## 附錄 C. 規格 . . . . . 27

## 附錄 D. Warranty information . . . . . 29

Warranty period . . . . .	29
Service and support . . . . .	29
Warranty information on the World Wide Web . . . . .	29
Online technical support . . . . .	29
Telephone technical support . . . . .	30
IBM Statement of Limited Warranty Z125-4753-06 8/2000 . . . . .	31
Part 1 - General Terms . . . . .	31
Part 2 - Country-unique Terms . . . . .	33

## 附錄 E. European Union warranty information . . . . . 41

## 附錄 F. Notices . . . . . 43

Trademarks . . . . .	44
Electronic emission notices . . . . .	44
Federal Communications Commission (FCC) statement . . . . .	44



---

## 安全

請在安裝此產品前，先閱讀此安全資訊。

مج، يجب قراءة دات السلامة

Antes de instalar este produto, leia as Informações de Segurança.

在安裝本產品之前，請仔細閱讀 **Safety Information** (安全信息)。

Prije instalacije ovog produkta obavezno pročitajte Sigurnosne Upute.

Před instalací tohoto produktu si přečtěte příručku bezpečnostních instrukcí.

Læs sikkerhedsforskrifterne, før du installerer dette produkt.

Ennen kuin asennat tämän tuotteen, lue turvaohjeet kohdasta Safety Information.

Avant d'installer ce produit, lisez les consignes de sécurité.

Vor der Installation dieses Produkts die Sicherheitshinweise lesen.

Πριν εγκαταστήσετε το προϊόν αυτό, διαβάστε τις πληροφορίες ασφάλειας (safety information).

לפני שתתקינו מוצר זה, קראו את הוראות הבטיחות.

A termék telepítése előtt olvassa el a Biztonsági előírásokat!

Prima di installare questo prodotto, leggere le Informazioni sulla Sicurezza.

製品の設置の前に、安全情報をお読みください。

본 제품을 설치하기 전에 안전 정보를 읽으십시오.

Пред да се инсталира овој продукт, прочитајте информацијата за безбедност.

Lees voordat u dit product installeert eerst de veiligheidsvoorschriften.

Les sikkerhetsinformasjonen (Safety Information) før du installerer dette produktet.

Przed zainstalowaniem tego produktu, należy zapoznać się z książką "Informacje dotyczące bezpieczeństwa" (Safety Information).

Antes de instalar este produto, leia as Informações sobre Segurança.

Перед установкой продукта прочтите инструкции по технике безопасности.

Pred inštaláciou tohto zariadenia si pečítajte Bezpečnostné predpisy.

Pred namestitvijo tega proizvoda preberite Varnostne informacije.

Antes de instalar este producto lea la información de seguridad.

Läs säkerhetsinformationen innan du installerar den här produkten.

安裝本產品之前，請先閱讀「安全資訊」。



## 前言

IBM iLC300 Conference Video Projector 可供商業簡報和家庭娛樂之用，且容易連接、使用和保養。

除了本使用手冊之外，您的選用包裝中還包含下列項目：

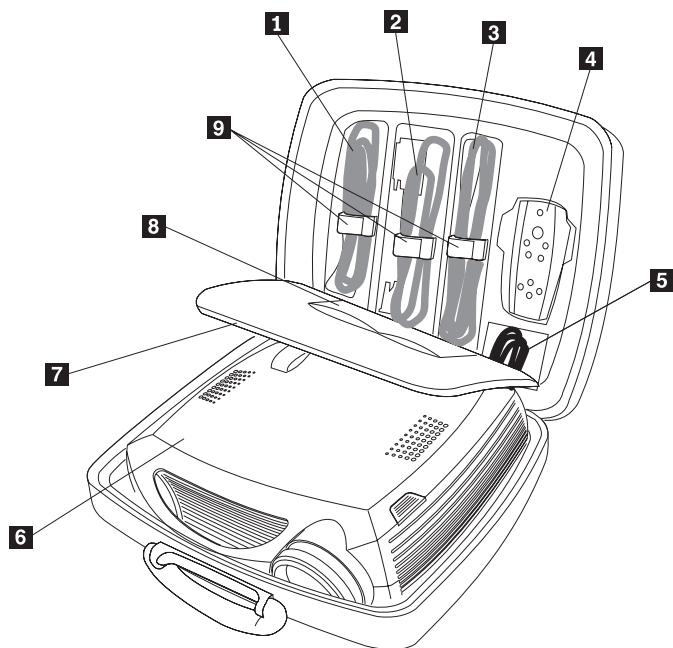


圖 1. 標準配件

- 1** 電腦接線
- 2** 電源線
- 3** 複合式視訊線
- 4** 遙控器
- 5** 音訊線
- 6** 投影機
- 7** 快速安裝卡和支援卡
- 8** 使用手冊（含光碟與安全說明卡）
- 9** 彩色接線束帶

如果以上列出的任何物品有遺漏或損壞，請聯絡您購買的地點。請務必保留購買證明，以便獲得保證服務。

如需投影機的選用配件資訊，請至 IBM 網站 ([www.ibm.com/pc/support/](http://www.ibm.com/pc/support/))。

---

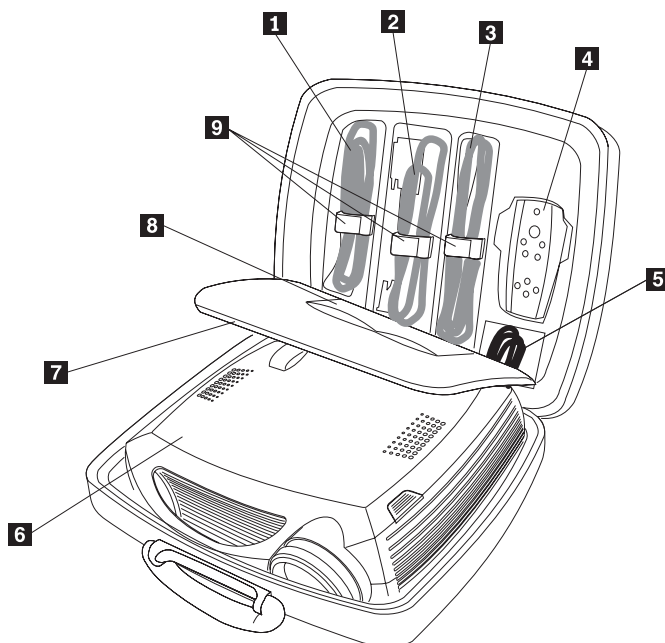
## 註冊您的選用設備

感謝您購買此 IBM 產品。請花費幾分鐘註冊您的產品，並提供我們意見，讓 IBM 未來能夠提供您更好的服務。您的回應非常有價值；它可以協助我們發展對您有重要價值的產品與服務，並且讓我們可以有更好的方法與您溝通。請在下列網址註冊您的選用設備：[www.ibm.com/pc/register/](http://www.ibm.com/pc/register/) IBM 網站。

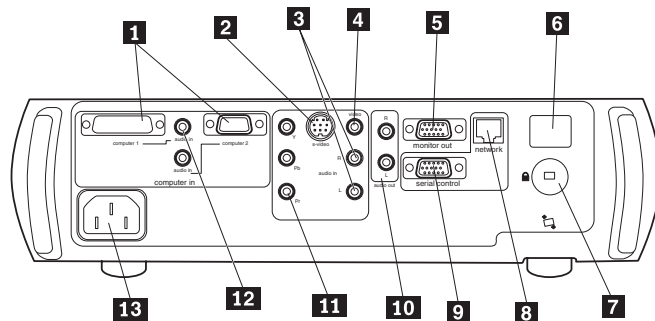
除非您在網站的問卷中指出您不願意收到進一步的資訊，IBM 會傳送給您關於所註冊產品的資訊與更新。

## 第 1 章 簡介

投影機裝在隨附的背包中，其中也可以放置配件物品，如投影機遙控器、彩色接線、說明文件和光碟。彩色接線和束帶可以使安裝變得簡單，背包的設計也可協助您將產品配件擺放整齊並受到保護。



- **1** 電腦接線
- **2** 電源線
- **3** 複合式視訊線
- **4** 遙控器
- **5** 音訊線
- **6** 投影機
- **7** 快速安裝卡和支援卡
- **8** 使用手冊（含光碟與安全說明卡）
- **9** 彩色接線束帶



- **1** 電腦 1 & 2
- **2** S 端子
- **3** 音訊
- **4** 複合式視訊
- **5** 電腦螢幕
- **6** 遙控接收器
- **7** 鎖
- **8** 網路接頭
- **9** 序列埠接頭
- **10** 外接式喇叭 (音訊輸出)
- **11** 分量式視訊
- **12** 電腦 1 & 2 音訊
- **13** 電源接頭

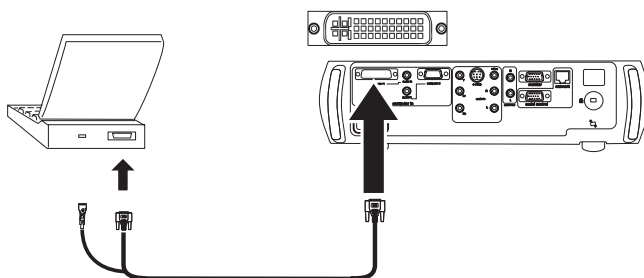
## 第 2 章 安裝投影機

本章提供有關放置投影機、連接電腦來源、在 Windows® 98 使用投影機、顯示和調整電腦來源影像的資訊。

**註：**您可以配合 Presentation Director 使用投影機來規劃和提供簡報。您可以確保電腦和顯示器在簡報期間不會關掉或空白，圖形和文字非常簡潔而清晰，並且可以儲存重要的顯示器設定值供未來在相同配備下的簡報使用。關於 Presentation Director 的其他資訊，請參閱 [www.ibm.com/pc/support](http://www.ibm.com/pc/support) 網站，並且搜尋 "Presentation Director"。

### 需要的電腦連線

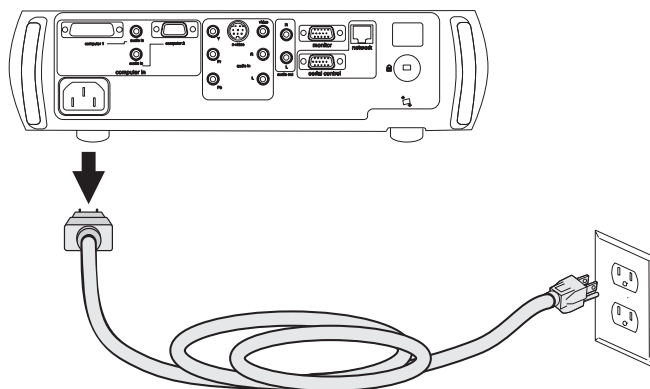
1. 連接電腦接線的黑色端至投影機上的「電腦 1」接頭。
2. 連接藍色端至電腦的視訊連接埠。如果您使用桌上型電腦，您必須先拔掉電腦視訊連接埠上的顯示器纜線。



3. 連接黑色電源線至投影機背面的接頭以及電源插座。

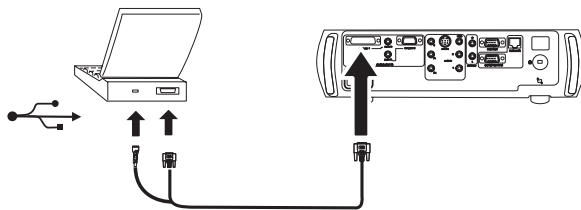
投影機按鍵面板的「電源 LED」會變為不閃爍的綠光。

**註：**請保留使用投影機隨附的電源線。

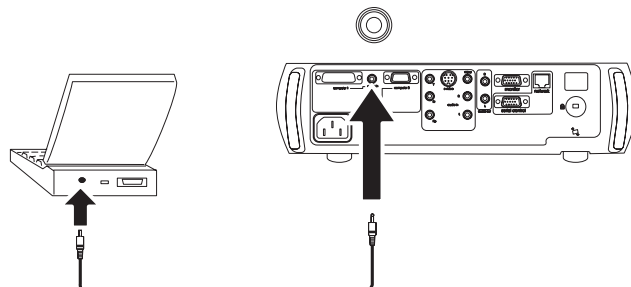


### 選用的電腦連線

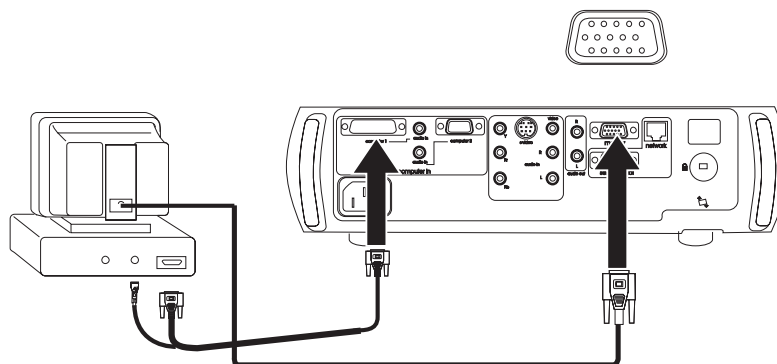
若要使用投影機的遙控器控制電腦的滑鼠，請將電腦接線上的 USB 接頭連接到電腦上。必須安裝 USB 驅動程式才能使用 USB 功能。



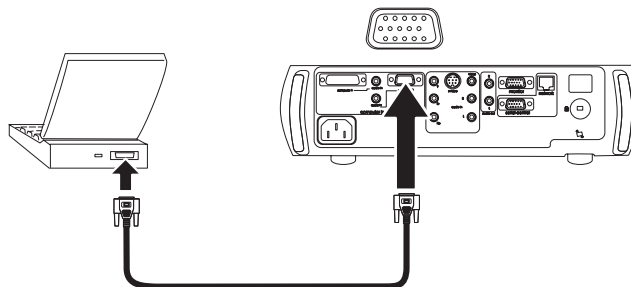
若要使簡報具備音效，請將音訊線連接電腦以及投影機上的電腦「音訊輸入」接頭。



如果您使用桌上型電腦而且要在電腦螢幕以及投影幕上同時看到影像，請將螢幕線連接至投影機上的「顯示器輸出」接頭。

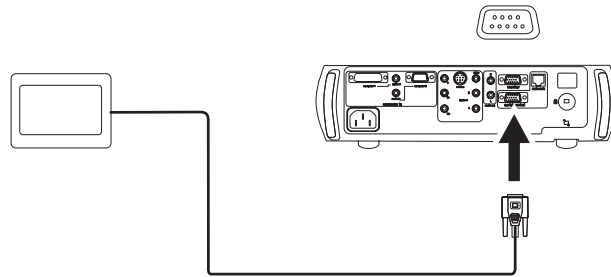


如果您偏好使用選用的 VESA 線連接電腦至投影機，請將纜線的一端連接至電腦上的 VESA 埠，將接線的另一端連接至投影機上的藍色「電腦 2」接頭。

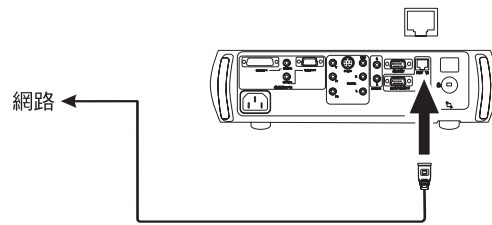


您可以將 RS-232 纜線連接至投影機的序列埠接頭，以便從電腦控制投影機。在我們下列網站上的 Service and Support 一節中可以找到特定的 RS-232 指令：

www.ibm.com/pc/support。



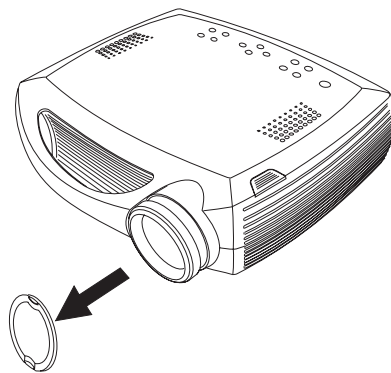
投影機可以使用 ProjectorNet 網路軟體透過其「網路」接頭進行管理。



## 顯示電腦影像

請使用下列步驟來顯示電腦影像。

1. 拿下鏡頭蓋。



2. 按下投影機頂端或遙控器的 **Power** 按鈕。LED 閃爍綠色的燈號，風扇開始運轉。當燈泡亮時，會顯示啟動畫面而且 LED 會變為不閃爍的綠光。影像達到完全的亮度可能需要一分鐘。如果您沒有看到啟動畫面，請參閱第 25 頁的附錄 B, 『安裝疑難排解』。
3. 開啓您的電腦。電腦的影像應該會出現在投影幕上。如果沒有出現，請按下投影機按鍵面板上的 **Computer** 按鈕。
4. 請確定已開啓膝上型電腦的外部視訊埠。許多膝上型電腦無法在連接上投影機時，自動開啓外部視訊埠。若為 IBM 機器，請按下 **FN+F7** 來開啓和關閉外部顯示。若為其他製造廠商，請參考電腦隨附的說明文件。如果您沒有看到電腦影像，請嘗試按下按鍵面板上的 **Auto Image** 按鈕。

## 第一次在 Windows 98 使用投影機

第一次連接執行 Windows 98 的電腦至投影機時，電腦會辨識投影機為「新硬體」並出現「加入新的硬體精靈」。請遵循指示使用精靈載入正確的驅動程式（已安裝至您的 Windows 作業系統）。

如果您是執行 Windows 2000、Windows Me 或 Window XP，請略過這些步驟並跳至『調整影像』。

1. 按一下下一步開始搜尋驅動程式。
2. 確定選取**搜尋最佳的驅動程式**，然後再按一下下一步。
3. 取消勾選所有的核取方塊，然後按一下**下一步**。Windows 會自動尋找驅動程式。如果此驅動程式已被移除，請使用 Windows 作業系統 CD 重新載入驅動程式。
4. 當 Windows 找到驅動程式時，即可準備安裝。按一下**下一步**。

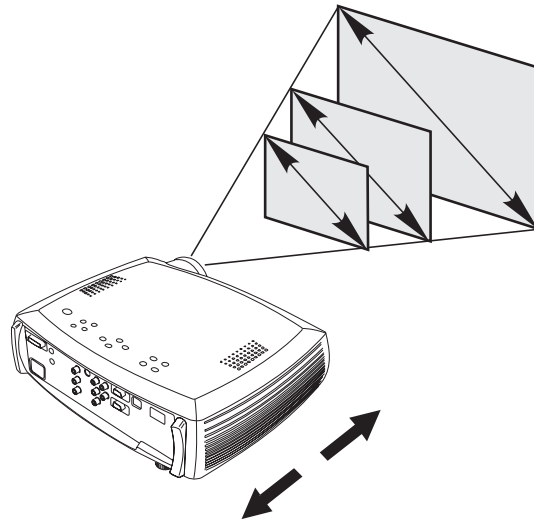
如果您連接了 USB 滑鼠連接線，會出現「加入新的硬體精靈」。必須安裝驅動程式才能使用 USB 功能。

精靈會啟動三次。第一次，偵測到「USB 複合裝置」。第二次，偵測到鍵盤的「USB 人性化介面裝置」。第三次，偵測到滑鼠的「USB 人性化介面裝置」。

## 調整影像

請遵循下列步驟來調整影像。

1. 如果需要，請調整投影機的高度，按下釋放鈕可延伸升降腳座。如果需要，請旋轉水平腳座。
2. 將投影機放置於與螢幕保持適當距離並成 90 度角的地方。

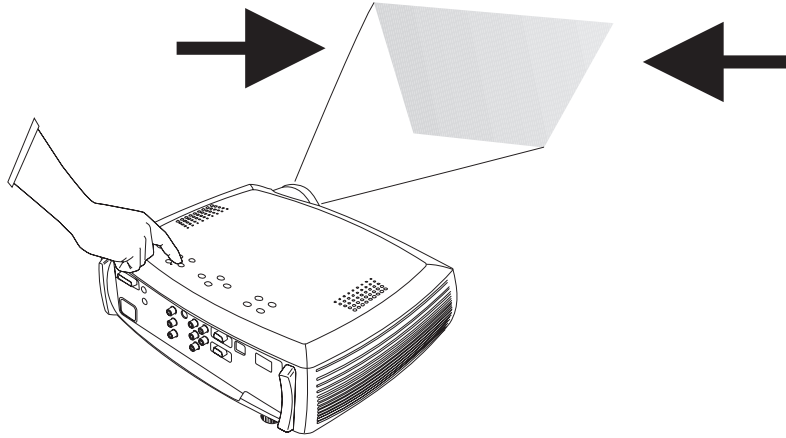


3. 旋轉前方用來控制縮放或對焦的環來調整需要的影像大小和銳利度。
4. 如果影像不是方正的，請使用按鍵面板上的按鈕來調整 Keystone。





按下向上的 **Keystone** 按鈕可以減少影像的上半部，而按下向下的 **Keystone** 按鈕可以減少下半部。



5. 在圖形 (Picture) 功能表中調整對比 (Contrast) 和亮度 (Brightness)



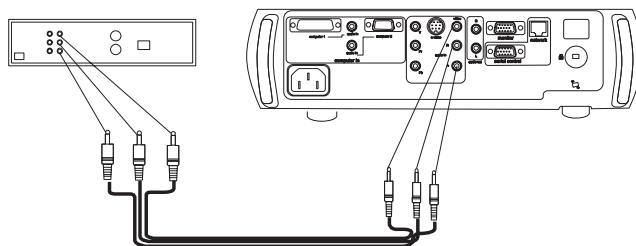


## 第 3 章 使用投影機與視訊裝置

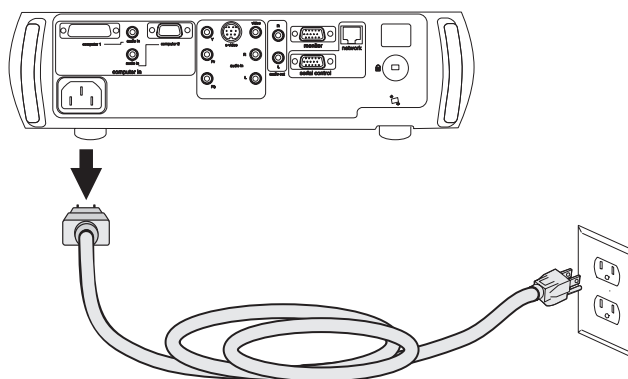
本章說明如何連接視訊裝置至投影機和顯示視訊影像。

### 標準視訊連接

1. 將視訊線的黃色接頭插入視訊裝置上的視訊輸出接頭。
2. 另一端黃色接頭插入投影機上的黃色「視訊」接頭。
3. 白色接頭插入視訊裝置上的左邊音訊輸出接頭。
4. 紅色接頭插入視訊裝置上的右邊音訊輸出接頭。
5. 另一端白色接頭插入投影機上的左邊音訊輸入接頭。
6. 紅色接頭插入投影機上的右邊音訊輸入接頭。



7. 連接黑色電源線至投影機背面的接頭以及電源插座。按鍵面板上的「電源 LED」變成不閃爍的亮燈。

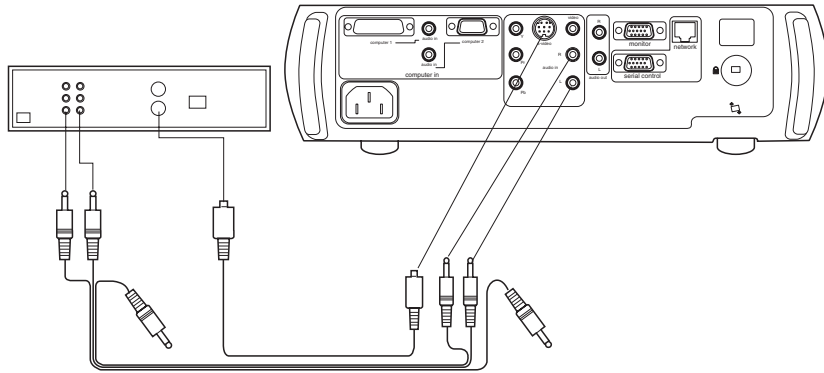


**註：**請保留使用投影機隨附的電源線。

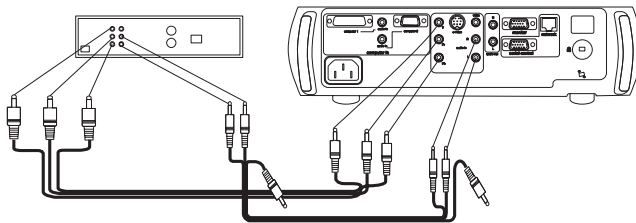
### 選用的視訊連接

如果視訊裝置使用圓形、四針式的 S 端子接頭，請將 S 端子接線（另購）插入視訊裝置上的 S 端子接頭以及投影機上的 S 端子接頭。直接使用上述視訊線的音訊接頭（不

會用到視訊線的黃色接頭)。



如果視訊裝置使用端子線接頭 (另購)，纜線的綠色接頭請插入視訊裝置上的綠色端子輸出接頭以及投影機上的綠色端子接頭 (標示 **Y**)。端子線的藍色接頭請插入視訊裝置上的藍色端子輸出接頭以及投影機上的藍色端子接頭 (標示 **Pb**)。端子線的紅色接頭請插入視訊裝置上的紅色端子輸出接頭以及投影機上的紅色端子接頭 (標示 **Pr**)。直接使用上述視訊線的音訊接頭 (不會用到視訊線的黃色接頭)。



## 顯示視訊影像

若要顯示視訊影像：

1. 拿下鏡頭蓋。
2. 請按下投影機頂端的 **Power** 按鈕。  
LED 閃動綠色，風扇開始運轉。當燈泡亮時，會顯示啟動畫面而且 LED 會變為固定綠色。影像達到完全的亮度可能需要一分鐘。如果您沒有看到啟動畫面，請參閱第 25 頁的附錄 B, 『安裝疑難排解』。
3. 請接上並開啓視訊裝置。  
視訊裝置的影像應該會出現在投影幕上。如果沒有，請按下**視訊**按鈕。
4. 將投影機放置於與螢幕保持適當距離並成 90 度角的地方。
5. 旋轉前方用來控制縮放或對焦的環來調整需要的影像大小和銳利度。
6. 如果影像不是方正的，請使用按鍵面板上的按鈕來調整楔形。按上方的「楔形」按鈕可縮小影像的上半部，按下方的 **Keystone** 按鈕可縮小下半部。
7. 調整按鍵面板或遙控器上的音量。
8. 在 **Picture** 功能表中調整 **Contrast**、**Brightness**、**Color** 或 **Tint**。請參閱第 17 頁的第 5 章, 『使用功能表』以取得功能表的解說。

---

## 第 4 章 使用投影機功能

本章說明如何使用投影機功能，如遙控器、音訊、功能表和 Presentation Director。

---

### 使用按鍵面板按鈕

大部份的按鈕都詳細說明於其它各節。以下是其功能的概觀：

**Power** - 開啓或關閉投影機電源。

**Menu** - 開啓螢幕功能表。

**Select** - 確認功能表中的選擇。

**Up/Down arrows** - 導覽和調整功能表中的設定值。

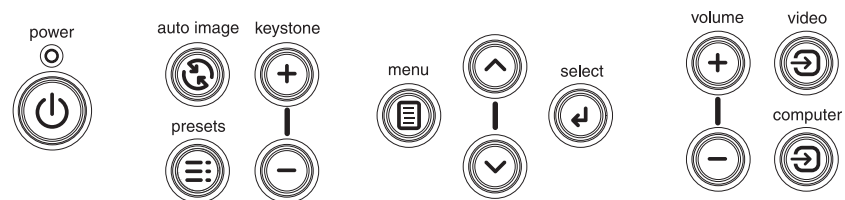
**Auto Image** - 重新取得影像。

**Presets** - 循環可用的預設設定值。

**Keystone** - 調整影像的方正。

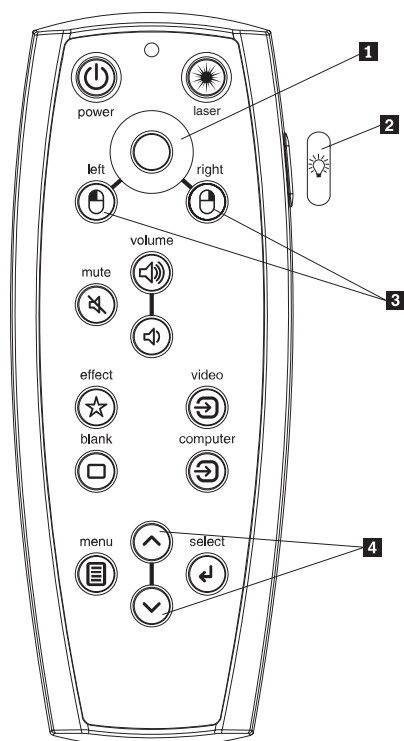
**Volume** - 調整聲音。

**Video** 和 **Computer** - 變更作用中的來源。



## 使用遙控器

遙控器使用兩個 (2) 提供的 AAA 電池。安裝方式非常容易，滑開遙控器背蓋，對齊電池的 + 和 - 端並放入定位，然後裝回背蓋。



- **1** 游標控制
- **2** 背光按鈕
- **3** 滑鼠按鈕
- **4** 導覽按鈕

**警告：** 如果您在更換電池的時候使用了投影機所附種類以外的電池，則可能會對遙控器造成嚴重的損壞。在棄置電池的時候，請務必以符合環保要求的方法來處理。

若要操作遙控器，請將遙控器指向投影螢幕或投影機（不是指向電腦）。最佳作業距離為大約 15 英尺（4.5 公尺）。



**注意：**

若要減少眼睛收到傷害的風險，請勿直視遙控器的雷射光束，並且不要將雷射光束指向其他人的眼睛。遙控器配備了會散發輻射的「第二級」雷射。

若要使用雷射指標，請按住 **Laser** 按鈕。當放開按鈕時即關閉雷射，或在 (2) 兩分鐘持續作業後停止。

左和右遙控滑鼠按鈕是用來模仿電腦上的左右滑鼠按鈕動作。滑鼠游標移動是透過遙控器的「游標」控制來管理。將電腦接線上的 USB 接頭連接至電腦才能使用這些按鈕和控制電腦的滑鼠。當您第一次這樣做時，可能會出現「加入新的硬體」精靈。

按下遙控器的**功能表 (Menu)** 按鈕可開啓投影機的功能表系統。箭號按鈕可用來導覽，「選取」(Select) 按鈕可選取功能和調整功能表中的值。相關資訊，請參閱第 17 頁的第 5 章, 『使用功能表』。

遙控器上還有電源按鈕可以開啓和關閉投影機（請參閱第 16 頁的『關閉投影機』以取得關機資訊）、音量和靜音按鈕可控制聲音、背光按鈕可在黑暗中點亮遙控器按鈕以及視訊和電腦按鈕可切換來源。

另外還提供兩項與簡報相關的功能。使用空白按鈕可顯示空白畫面來取代目前的投影片；使用效果按鈕可呼叫使用者可定義的動作，如凍結或縮放。

如果是在 Microsoft® PowerPoint® 中顯示簡報，於「投影片放映」模式中可以使用遙控器的滑鼠按鈕來導覽整份簡報。若要配置 PowerPoint 以使用此項功能，請在 **PowerPoint 工具** 功能表中選取**選項**、按下**檢視**標籤、取消選取「投影片放映」一節中的「按滑鼠右鍵時顯示快顯功能表」選項，然後按下**確定**。然後，當您在 PowerPoint 的「投影片放映」模式下時，按一下左鍵可前進下一張投影片，按一下右鍵可回到前一張投影片（其他的 PowerPoint 模式則無作用）。

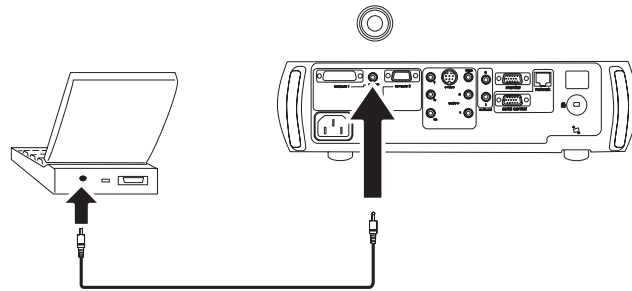
## 遙控器疑難排解

- 確定電池安裝方向正確而且有電力。
- 確定遙控器對著投影機，而不是電腦，而且在 30 英尺 (9.14 公尺) 的遙控器範圍內。
- 如果您嘗試要控制電腦的滑鼠，請確定已連接 USB 線。如果使用 USB 線，請確定已安裝正確的驅動程式。

---

## 使用音訊

若要從投影機播放聲音，請將音效來源連接至投影機上的 **Audio In** 接頭。

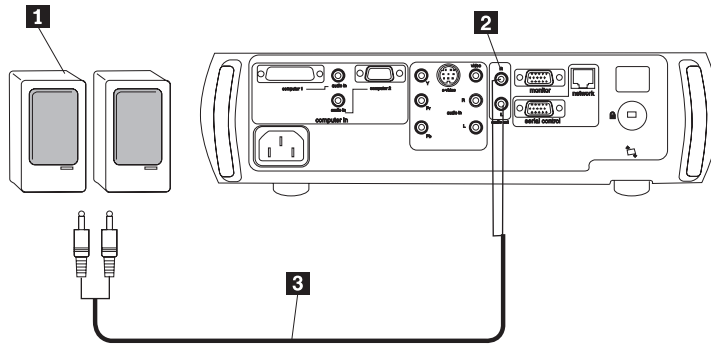


若要調整音量，請使用按鍵面板或遙控器上的按鈕。

若要靜音，請按下 **Mute** 按鈕。

## 連接外接式喇叭

投影機可以連接擁有自己電源的外接式喇叭，請將喇叭線插入投影機的左和右 **Audio Out** 接頭。



## 音訊疑難排解

如果沒有聲音，請檢查下列事項：

- 確定已連接音訊線。
- 確定未啓用靜音。
- 確定音量開得夠大。請按按鍵面板或遙控器上的音量按鈕。
- 確定如果是連接至投影機背面的 **Computer 1**，也要連接至相對應的 **Audio In**。如果是連接 **Computer 2**，請確定連接至其對應的 **Audio In**。
- 調整音源。
- 如果播放視訊，請確定播放動作沒有被暫停。

---

## 最佳化電腦影像

在適當地連接電腦而且電腦的畫面也在投影螢幕上之後，您可以使用螢幕功能表來最佳化影像。有關使用功能表的一般資訊，請參閱第 17 頁的第 5 章，『使用功能表』。

- 調整 **Picture** 功能表中的 **Keystone**、**Contrast** 或 **Brightness**。
- 變更「外觀比例」。「外觀比例」是影像寬度對影像高度的比例。電視畫面通常是 1.33:1，亦即 4:3。HDTV 和大部份的 DVD 是 1.78:1，或 16:9。選擇最適合輸入來源的選項。
- 調整 **Advanced** 功能表中的 **Color Space** 或 **Color Temperature**。
- 調整 **Advanced** 功能表中的 **Phase**、**Tracking**、**Horizontal**，或 **Vertical** 位置。

當您對特定來源最佳化影像後，可以使用「預設」來儲存設定值。這項功能可讓您以後快速取回這些設定值。

---

## 簡報功能

提供有多項功能可以讓簡報更簡單。下列資訊是一個概觀，詳細資訊在第 17 頁的第 5 章，『使用功能表』中。



- 遙控器的 **Effect** 按鈕可讓您指定按鍵的各種功能。預設的效果是 **About**，可顯示投影機和目前來源的相關資訊。您可以選取 **Blank**、**Mute**、**Aspect Ratio**、**Source**、**Auto Image**、**Freeze**、**Zoom** 和 **About**。請參閱第 17 頁的第 5 章, 『使用功能表』以便取得詳細資訊。
- **Freeze** 效果可讓您凍結顯示的影像。這項效果在您要變更電腦而不希望您的觀眾看到過程時非常有用。
- 遙控器上的 **Blank** 按鈕可讓您顯示空白畫面而不是作用中的來源。
- **Startup Logo** 功能表選項可讓您將預設的啟動畫面變更為黑色、白色或藍色畫面。
- 提供 **Power Save** 和 **Screen Save** 兩個功能表選項可自動在數分鐘的無動作之後關閉投影機或顯示空白畫面。這樣有助於延長燈泡壽命。
- **Low Power** 功能表選項也有助於降低投影機的風扇音量。

---

## Presentation Director

Presentation Director 可協助您建立和儲存設定 ThinkPad 電腦使用外接式顯示器、投影機或電視的簡報作業方式。您也可以將要顯示的影像內容，以在兩部顯示器合併顯示的方式來擴大桌上型的顯示畫面。關於 Presentation Director 的其他資訊，請參閱 [www.ibm.com/pc/support](http://www.ibm.com/pc/support) 網站，並且搜尋 "Presentation Director"。

---

## 最佳化視訊影像

在適當地連接視訊裝置而且影像也在投影螢幕上之後，您可以使用螢幕功能表來最佳化影像。有關使用功能表的一般資訊，請參閱第 17 頁的第 5 章, 『使用功能表』。

- **Picture** 功能表中的調整 **Keystone**、**Contrast**、**Brightness**、**Color** 或 **Tint**。
- 變更 **Aspect ratio**。外觀比例是影像寬度對影像高度的比例。電視畫面通常是 1.33:1，亦即 4:3。HDTV 和大部份的 DVD 是 1.78:1，或 16:9。選擇最適合輸入來源的選項。
- 選取 **Sharpness** 設定。
- 調整 **Color Temperature**。選取列示的值，或選取 **User** 然後個別調整紅、綠和藍色的強度。
- 選取不同的 **Video Standard**。**Auto** 會嘗試判斷進入視訊的標準。如果需要，請選取不同的標準。
- 開啓滿屏掃描 (overscan) 可消除視訊影像周圍的雜訊。

---

## 自訂投影機

您可以針對特定的安裝和需求來自訂投影機。

- 若為後方投影，請開啓設定 -> 系統功能表中的 **Rear** 模式。
- 若為天花板掛載式投影，請開啓設定 -> 系統功能表中的 **Ceiling** 模式。
- 指定投影機在開啓電源期間先檢查哪一個來源是作用中。
- 指定遙控器上 **Effect Key** 的功能。
- 開啓或關閉投影機的顯示訊息。
- 開啓省電功能。
- 指定空白畫面顏色和啟動標誌。
- 指定功能表語言。

---

## 關閉投影機

若偵測到超過 30 分鐘未作用，投影機會自動顯示黑色畫面。這樣的黑色畫面有助於延長投影機的壽命。當偵測到作用中來源或按下遙控器按鍵面板按鈕時即會回復影像。

### 螢幕保護

您可以開啓設定 -> 系統功能表中的 **Screen Save**，在五分鐘之後即出現黑色畫面。「螢幕保護」功能有六種時間選項。從 5 分鐘到 30 分鐘，每一種選項間隔 5 分鐘。

### 省電

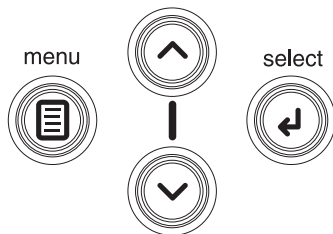
投影機也具備 **Power Save** 功能，可在未偵測到訊號超過 20 分鐘之後自動關閉燈泡。再經過 10 分鐘無訊號之後，投影機即關閉電源。如果在投影機關閉電源之前收到作用訊號，則會顯示影像。在經過 30 分鐘之後，則必須按下 **Power** 按鈕才能顯示影像。當啓用「省電」時，會停用「螢幕保護」。

### 關閉投影機

若要關閉投影機，請按下電源按鈕並再次按下電源按鈕持續 3 秒鐘，確定您要關閉投影機。您可以不要按第二次電源按鈕即可取消關機。燈泡關閉，LED 綠色閃爍 1 分鐘，同時風扇繼續運轉以冷卻燈泡。當燈泡冷卻後，LED 亮綠色而且風扇停止。拔掉電源線以完全關閉投影機。

## 第 5 章 使用功能表

若要開啓功能表，請按下按鍵面板或遙控器上的「功能表」(Menu) 按鈕。（如果在 60 秒後未按下任何按鈕，則會自動關閉功能表。）螢幕顯示「主要」功能表。請使用箭號按鈕上移或下移反白需要的子功能表，然後按下 **Select** 按鈕。



若要變更功能表設定，請反白該項目，按下 **Select**，然後使用上箭號和下箭號按鈕來調整值、使用圓鈕選取選項或使用核取方塊開啓或關閉功能。按下 **Select** 確認變更。使用箭號來導覽至其它的設定。當調整完成時，請導覽至 **Exit**，然後按下 **Select** 跳至上一個功能表；任何時候按下 **Menu** 按鈕即可關閉功能表。

功能表名稱前會出現點。點的數目指出功能表的層次，範圍從一（「主要」功能表）到四（最內層功能表）。

功能表是依用途來分組：

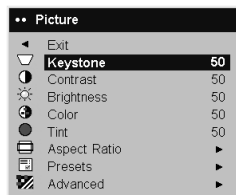
- **Picture** 功能表提供影像調整。
- **Settings** 功能表提供不常變更的設定類型調整。
- **About** 功能表提供有關投影機與來源的唯讀資訊。

某些功能表項目可能會被隱藏，當連接特定的來源時才會顯現。例如，**Sharpness** 只能供視訊來源使用，當電腦來源為作用中時會被隱藏。其它功能表項目在無法使用時可能會變為灰色。例如，在影像作用之前，**Brightness** 會變成灰色。

### 「圖形」功能表

若要調整下列的五種設定，請反白設定項目，按下 **Select**，使用上和下箭號調整值，然後按下選取確認變更。

**Keystone**：垂直調整影像並使影像較為方正。您可以從按鍵面板來調整 Keystone。



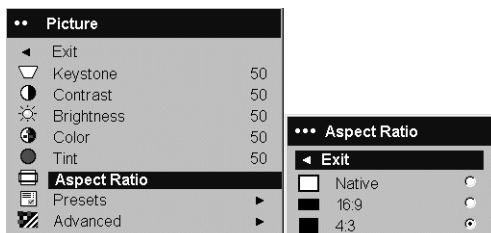
**Contrast**：控制圖形最亮部與最暗部之間的差異程度以及變更影像的黑白量。

**Brightness**：變更影像的強度。

**Color**：（僅視訊來源）調整視訊影像從黑白到完全飽和色彩。

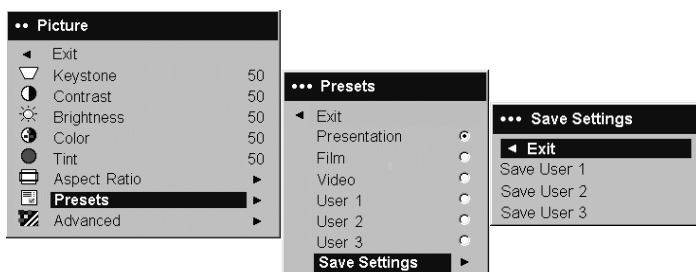
**Tint**：（僅 NTSC 視訊來源）調整影像中的紅綠色彩平衡。

**Aspect Ratio**：外觀比例是影像寬度對影像高度的比例。電視畫面通常是 1.33:1，亦即 4:3。HDTV 和大部份的 DVD 是 1.78:1，或 16:9。預設為 4:3，可將輸入向上或向下調整大小以填滿顯示區。



**Presets**：提供的「預設」可最佳化投影機顯示電腦簡報、照片、底片影像和視訊影像。（底片輸入是由底片相機所擷取的材料，例如電影；視訊輸入是由攝影機所擷取的材料，例如電視節目或運動活動。）您可以使用預設作為啟動點，然後進一步自訂每一個來源的設定值。您自訂的設定值會儲存在每一個來源的預設中。若要還原出廠預設值，請選擇 **Settings -> Service** 功能表中的 **Factory Reset**。

此外還有三個使用者可定義的預設。若要設定目前來源的預設，請調整影像，選取 **Presets** 功能表中的 **Save Settings**，然後選擇 **Save User 1、2 或 3**。未來可以選取適當的使用者預設來叫出這些設定值。

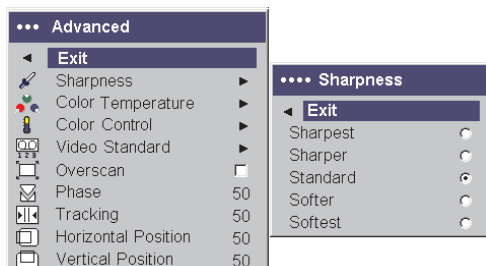


## 進階設定

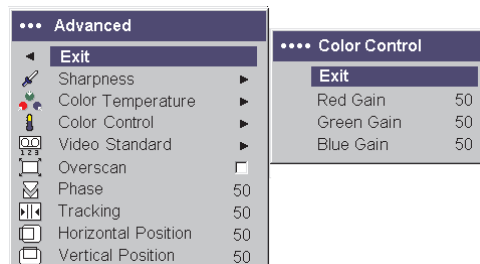
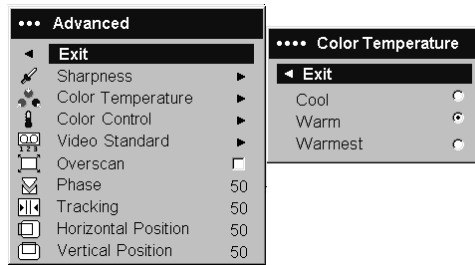
若要調整下列的進階設定，請跳至 **Main Menu -> Picture -> Advanced**。

**Sharpness**：（僅視訊來源）變更視訊影像邊緣的清晰度。選取銳利度設定。

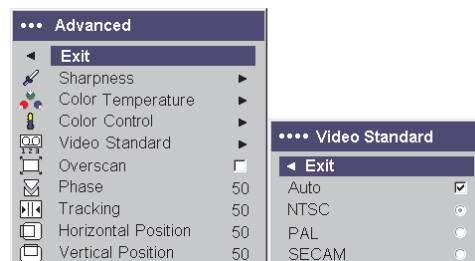
**Color Space**：這個選項適用於電腦和分量式視訊來源（此選項不會出現在 S 端子或複合式視訊來源的功能表中）。此選項可讓您選取特別針對視訊輸入調整過的色彩空間。當選取「自動」時，投影機會自動判斷標準。若要選擇不同的設定，請關閉「自動」，然後對電腦來源選擇 **RGB**，對分量式視訊來源選擇 **REC709** 或 **REC601**。



**Color Temperature**：變更色彩的強度。選取列示的值，或選取 **User** 然後個別調整紅、綠和藍色的強度。



**Video Standard**：當設定為「自動」時，投影機根據收到的輸入訊號自動嘗試挑選視訊標準。（視訊標準選項可能根據您所在的地區而有不同。）如果投影機無法偵測正確的標準，顏色看起來可能不對或影像會出現「撕裂」。如果發生此狀況，請手動選取視訊標準，從 **Video Standard** 功能表中選取 **NTSC**、**PAL** 或 **SECAM**。



**Overscan**：（僅視訊來源）消除視訊影像周圍的雜訊。

下列四個選項僅適用於電腦來源：

**Phase**：調整電腦來源的水平相位。

**Tracking**：調整電腦來源的水平相位。

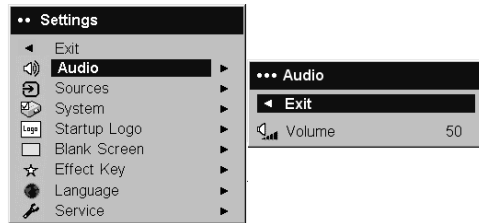
**Horizontal/Vertical Position**：調整電腦來源的位置。

---

## 「設定」功能表

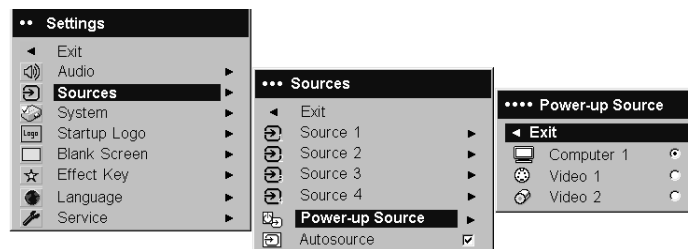
若要調整下列的「設定」選項，請跳至 **Main Menu -> Settings**。

**Audio**：可調整喇叭之間的声音平衡和喇叭音量。內部喇叭和投影機啓動音樂可以利用勾選或取消勾選相對應的核取方塊來開啓或關閉。



**Sources -> Power-up Source**：這個選項可決定投影機在開啓電源期間先檢查哪一個來源是作用中。

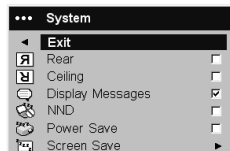
**Sources**：允許您指定特定輸入給特定的來源按鍵，做為選用的全功能遙控器。此外也允許選取預設**Power-up Source**，並且可啓用或停用 **Autosource**。當未勾選「自動來源」時，投影機會預設至「開啓電源來源」中選取的來源。如果找不到來源，則顯示空白螢幕。當勾選「自動來源」時，「開啓電源來源」會決定在開啓電源時投影機要預設至哪一個來源。如果沒有訊號，投影機會依序檢查來源，直到找到來源或關閉電源為止。



**System -> Rear**：反轉影像，使您可以從半透明螢幕後方投影。

**Ceiling**：上下顛倒影像於天花板掛載式投影。

**註**：建議在裝置完全熱機完畢後再進行「天花板」模式中的所有最終影像調整。



**Auto Power**：當勾選「自動電源」時，在投影機開啓電源後自動進入啓動狀態。這樣可允許由牆壁電源開關來控制天花板掛載式投影機。

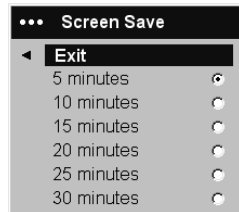
**Display Messages**：顯示狀態訊息（如「搜尋」或「靜音」）於螢幕的左下角。

**Low Power**：輪換開啓或關閉。開啓選項可降低燈泡的亮度輸出。這也可以降低風扇速度，使投影機較安靜。

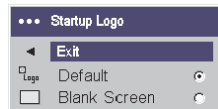
**NND**：防止筆記型電腦進入「螢幕保護」模式。

**Power Save**：在未偵測到訊號超過 20 分鐘之後自動關閉燈泡。再經過 10 分鐘無訊號之後，投影機即關閉電源。如果在投影機關閉電源之前收到作用訊號，則會顯示影像。

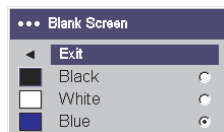
**Screen Save**：在未偵測到訊號超過預設的分鐘數之後自動以黑色來空白畫面。當偵測到作用中來源或按下遙控器按鍵面板按鈕時即會回復影像。當啓用「省電」時，會停用「螢幕保護」。



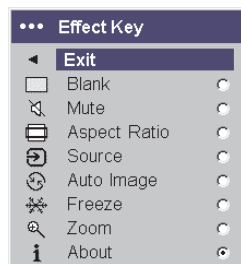
**Startup Logo**：可讓您顯示空的「黑色」、「白色」或「藍色」畫面而不在啓動時以及未偵測到來源時顯示預設畫面。



**Blank Screen**：決定當您按下遙控器上的「空白」按鈕或無任何來源為作用中時的空白畫面要顯示什麼顏色。



**Effect Key**：可讓您指定不同的功能給遙控器上的「效果」按鍵，以便快速和容易地使用效果。一次只能啓用一種效果。請標示某個效果，然後按下 **Select** 來選擇不同的效果。



- **Blank**：顯示空的畫面。
- **Mute**：關閉所有的聲音。
- **Aspect Ratio**：設定影像寬度對影像高度的比例。
- **Source**：循環可用的來源。
- **Auto Image**：重新取得電腦來源。
- **Freeze**：暫停投影的影像。
- **Zoom**：讓您放大部份的畫面。若要使用「縮放」效果，請按下 **Effect**，然後按下遙控器的滑鼠左鍵可放大影像，按下滑鼠右鍵可縮小倍率。您可以使用游標控制來捲動影像，顯示不同的影像部份（只有放大影像時）。若要回到原來的大小並取消「縮放」，請再次按下「效果」按鈕。
- **About**：預設效果。顯示 **About** 功能表。



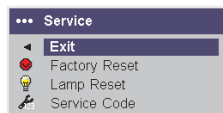
**Network**：投影機具有 RJ45 乙太網路接頭可支援網路連線和 TCP/IP 通訊協定。這項功能可允許透過企業網路來控制和管理投影機。當未勾選 DHCP 時，可以存取下列欄位並且手動輸入資料。

- **IP Address**：在網路上識別投影機。
- **Subnet mask**：區隔 IP 位址的網路位址部份。
- **Default gateway**：本端路由器的 IP 位址。
- **DHCP**：選取此選項可自動取得 IP 位址、子網路遮罩和預設閘道。
- **Network Info**：提供網路配置的資訊。

**Network Info** 功能表為參考用，不能被修改。其中顯示目前的 IP 位址、子網路遮罩、預設閘道和投影機的 MAC 位址。

**Language**：可讓您選取螢幕顯示功能表和訊息的語言。

**Service**：若要使用這些功能，請反白並按下 **Select**。



- **Factory Reset**: 在顯示確認對話框後，將所有的設定（不包含 **Lamp Hours** 和 **Network** 設定）還原為預設值。
- **Lamp Reset**: 將 **About** 功能表中的燈泡時數計數器重設為零。只有在更換燈泡之後才能執行此動作。畫面會顯示確認對話方塊。
- **Service Code**：只供授權維修人員使用。



---

## 附錄 A. 維護

本章說明如何清潔鏡頭、更換投射燈泡以及使用安全鎖。

---

### 清潔鏡頭

若要清潔鏡頭：

1. 請將不具腐蝕性的相機鏡頭清潔液，倒在乾的軟布上。  
避免過多的清潔液。不要直接將清潔液滴在鏡頭上。具有腐蝕性的清潔液、溶劑或其他的有害化學藥品可能會刮傷鏡頭。
2. 用清潔布輕輕地朝同一方向擦拭鏡頭。如果您並不會立刻使用投影機，請重新蓋上鏡頭蓋。

---

### 更換投影燈泡

**About** 功能表中的燈泡時數計時器會計算燈泡已經使用的小時數。在 2,980 小時之後，“更換燈泡”訊息在每次啟動時會短暫出現於螢幕上。當計時器到達 3,000 小時，燈泡將不會再亮。您可以向經銷商訂購新的燈泡模組。

若要更換投影燈泡：

1. 關閉投影機並拔下電源線。
2. 請等候 60 分鐘以便讓投影機徹底冷卻。
3. 將投影機翻轉過來，移除兩個螺絲並將燈泡門卡栓滑出三個卡栓槽來移除燈泡門。

**注意：**

請勿於燈泡門移除時操作投影機。這樣會中斷空氣流通而導致投影機過熱。

4. 鬆開燈泡模組上的繫留螺絲。

**注意：**

- 本產品包含的「金屬弧形」燈泡含有汞。請按照當地的法律規章所規定的方式來丟棄此燈泡。
  - 為避免燙傷，請在更換燈泡前，讓投影機冷卻至少 60 分鐘。
  - 請勿掉落燈泡模組。玻璃可能會破裂而使您受傷。
  - 請勿觸摸玻璃燈泡面。指紋會模糊投影銳利度。
  - 在移除燈泡機槽時請務必小心。若是燈泡意外破裂，則會產生許多小的玻璃碎片。燈泡模組的設計中即可容納這些碎片，但是在移除時，仍請多加注意。
5. 小心地抓住並提起金屬扣環線來移除燈泡模組。請以當地適當的方式來丟棄燈泡。
  6. 安裝新的燈泡模組，確定燈泡模組放置正確。
  7. 鎖緊單一螺絲。
  8. 將卡栓滑入卡栓槽裝回燈泡門並鎖緊兩個螺絲。
  9. 插上電源線，然後按下「電源」按鈕開啓投影機。
  10. 重設燈泡小時計時器。

## 重設燈泡計時器

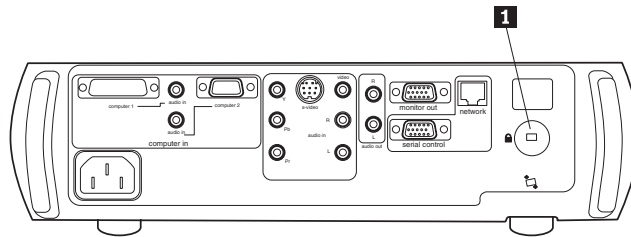
如果燈泡計時器已達投影機燈泡的最大小時數（3,000 小時），投影機按鍵面板上的 LED 將會顯示燈泡錯誤（請參閱第 25 頁的附錄 B, 『安裝疑難排解』）。若要重設燈泡經歷時間，請同時按下投影機按鍵面板上的兩個 **Volume** 按鍵並持續約 10 秒。在 LED 變為綠色時，即可開啓投影機電源。

您也可以導覽至 **Settings -> Service** 功能表並選取 **Lamp Reset** 來重設燈泡計時器。

---

## 使用安全鎖

投影機具有安全鎖可使用於 PC Guardian Cable Lock，請參閱安全鎖隨附的資訊，以取得使用方式的指示。



**1** 安全鎖

## 附錄 B. 安裝疑難排解

本節提供了安裝方面的疑難排解資訊。

投影機按鍵面板頂端的 LED 指示投影機的狀態，可以協助您進行疑難排解。下表說明 LED 行為和意義。

LED 顏色/行為	意義
固定綠色	投影機已插電，或投影機已開啓而且軟體已起始設定。投影機已關閉而且風扇已停止。
閃爍綠色	已按下電源按鈕而且軟體正在起始設定中，或投影機正在關閉電源而且風扇正在運轉冷卻燈泡。
閃爍紅色	發生風扇或燈泡失效。請確定沒有阻塞通氣孔。關閉投影機並等待一分鐘，然後再開啓投影機。如果投影機已經運作 3000 小時以上，請更換燈泡並重設燈泡計時器。如果問題持續，請聯絡「技術支援」。
固定紅色	無法識別的錯誤：請聯絡「技術支援」。

下表顯示一般的問題。在某些情況下，可能有一個以上的解決方法。請依出現的次序來嘗試解決方法。

問題	解決方法
無啓動畫面	<ul style="list-style-type: none"><li>請插上電源接線並取下鏡頭蓋。</li><li>按下 <b>Power</b> 按鈕</li></ul>
只出現啓動畫面	<ul style="list-style-type: none"><li>按下 <b>Computer</b> 按鈕。</li><li>啓動膝上型電腦的外部連接埠。</li><li>重新啓動膝上型電腦。</li></ul>
無電腦影像	將您電腦的顯示器解析度設定為投影機的原始解析度（開始 -> 設定 -> 控制台 -> 顯示 -> 設定值標籤，選取 1024x768）。若為膝上型電腦，請開啓雙重顯示器模式。
影像模糊或被裁切	將您電腦的顯示器解析度設定為投影機的原始解析度（開始 -> 設定 -> 控制台 -> 顯示 -> 設定值標籤，選取 1024x768）。若為膝上型電腦，請開啓雙重顯示器模式。
遙控器不能控制電腦的滑鼠	請連接電腦接線，然後載入 USB 驅動程式（如果需要）。
影像不方正	請調整按鍵面板上的 KeyStone。
影像邊緣扭曲	請開啓 <b>Picture -&gt; Advanced</b> 功能表中的 Turn overscan。
影像不銳利	請調整 <b>Picture -&gt; Advanced</b> 功能表中的 Adjust sharpness。

問題	解決方法
影像不能符合 16:9 螢幕	請在 <b>Picture -&gt; Aspect Ratio</b> 功能表中變更外觀比例為 16:9。
影像上下顛倒	請關閉 <b>Settings -&gt; System</b> 功能表中的 <b>Ceiling</b> 。
影像反轉	請關閉 <b>Settings -&gt; System</b> 功能表中的 <b>Rear</b> 。
視訊影像「破裂」或分段	請變更 <b>Picture -&gt; Advance</b> 功能表中的 <b>Video Standard</b> 。
投影色彩不符合原來的色彩	請調整功能表中的色彩、濃淡、色溫、亮度及/或對比。
燈泡不會亮；LED 閃爍紅色	<ul style="list-style-type: none"> <li>請確定沒有阻塞通氣孔；讓投影機冷卻一分鐘，或</li> <li>更換燈泡（請參閱第 23 頁的『更換投影燈泡』）。</li> </ul>
影像沒有在螢幕正中央	<ul style="list-style-type: none"> <li>請移動投影機；調整縮放及/或高度，或</li> <li>請調整 <b>Picture -&gt; Advanced</b> 功能表中的水平或垂直位置。</li> </ul>

## 附錄 C. 規格

溫度	<ul style="list-style-type: none"><li>• 運作：10-35° C (50-95° F) 於 0-10,000 英尺</li><li>• 非運作：-20-+70° C -4-+150° F) 於 0-20,000 英尺</li></ul>
高度	<ul style="list-style-type: none"><li>• 運作：3.048 公尺 (0-10,000 英尺)</li><li>• 非運作：6,096 公尺 (0-20,000 英尺)</li></ul>
濕度	<ul style="list-style-type: none"><li>• 運作：10% -95% 相對濕度，無凝水的環境</li><li>• 非運作：10% - 90% 相對濕度，無凝水的環境</li></ul>
尺寸	351 寬 x 325 長 x 110 高公釐 (13.8 x 12.8 x 4.3 英寸)
重量	4.24 公斤 (9.3 磅) 未包裝
光學	焦距範圍：5-32.8 英尺 (1.5-10 公尺)
燈泡類型	250 瓦 UHP 燈泡
輸入電源需求	<ul style="list-style-type: none"><li>• 100V-120V 4A, 50/60 Hz</li><li>• 200V-240V 2A 50 Hz</li></ul>
天花板掛載	UL 測試/列示的天花板掛載最小能力 20.87 公斤 (46 磅)



---

## 附錄 D. Warranty information

This section contains the warranty period for your product, information about obtaining warranty service and support, and the IBM Statement of Limited Warranty.

---

### Warranty period

Contact your place of purchase for warranty service information.

**Machine** - IBM iLC300 Conference Video Projector

Warranty period	Service delivery method
<b>Projector</b> - parts: 3 years, labor: 3 years	CCE (customer carry in or mail in)
<b>Projector lamp</b> - parts: 3 months	CCE (customer carry in or mail in)

---

### Service and support

The following information describes the technical support that is available for your product, during the warranty period or throughout the life of the product. Refer to your IBM Statement of Limited Warranty for a full explanation of IBM warranty terms.

For information on European Union legal rights under applicable national legislation governing the sale of consumer goods, see 第 41 頁的附錄 E, 『European Union warranty information』.

### Warranty information on the World Wide Web

The IBM Machine Warranties Web site at [www.ibm.com/servers/support/machine\\_warranties/](http://www.ibm.com/servers/support/machine_warranties/) contains a worldwide overview of the IBM Limited Warranty for IBM Machines, a glossary of terms used in the Statement of Limited Warranty, Frequently Asked Questions (FAQ), and links to Product Support Web pages. The IBM Statement of Limited Warranty is available from this Web site in 29 languages in Portable Document Format (PDF).

### Online technical support

Online technical support is available during the life of your product through the Personal Computing Support Web site at <http://www.ibm.com/pc/support/>.

During the warranty period, assistance for replacement or exchange of defective components is available. In addition, if your IBM option is installed in an IBM computer, you might be entitled to service at your location. Your technical support representative can help you determine the best alternative.

## Telephone technical support

Installation and configuration support through the IBM HelpCenter® will be withdrawn or made available for a fee, at IBM's discretion, 90 days after the option has been withdrawn from marketing. Additional support offerings, including step-by-step installation assistance, are available for a nominal fee.

To assist the technical support representative, have available as much of the following information as possible:

- Option name
- Option number
- Proof of purchase
- Computer manufacturer, model, serial number (if IBM), and manual
- Exact wording of the error message (if any)
- Description of the problem
- Hardware and software configuration information for your system

If possible, be at your computer. Your technical support representative might want to walk you through the problem during the call.

For the support telephone number and support hours by country, refer to the following table. If the number for your country or region is not listed, contact your IBM reseller or IBM marketing representative. Response time may vary depending on the number and nature of the calls received.

<b>Support 24 hours a day, 7 days a week</b>	
Canada (Toronto only)	416-383-3344
Canada (all other)	1-800-565-3344
U.S.A. and Puerto Rico	1-800-772-2227
All other countries and regions	Go to <a href="http://www.ibm.com/pc/support/">http://www.ibm.com/pc/support/</a> , and click <b>Support Phone List</b> .



---

## IBM Statement of Limited Warranty Z125-4753-06 8/2000

### Part 1 - General Terms

This Statement of Limited Warranty includes Part 1 - General Terms and Part 2 - Country-unique Terms. The terms of Part 2 replace or modify those of Part 1. The warranties provided by IBM in this Statement of Limited Warranty apply only to Machines you purchase for your use, and not for resale, from IBM or your reseller. The term 『Machine』 means an IBM machine, its features, conversions, upgrades, elements, or accessories, or any combination of them. The term 『Machine』 does not include any software programs, whether pre-loaded with the Machine, installed subsequently or otherwise. Unless IBM specifies otherwise, the following warranties apply only in the country where you acquire the Machine. Nothing in this Statement of Limited Warranty affects any statutory rights of consumers that cannot be waived or limited by contract. If you have any questions, contact IBM or your reseller.

**The IBM Warranty for Machines:** IBM warrants that each Machine 1) is free from defects in materials and workmanship and 2) conforms to IBM's Official Published Specifications ( 『Specifications』 ). The warranty period for a Machine is a specified, fixed period commencing on its Date of Installation. The date on your sales receipt is the Date of Installation unless IBM or your reseller informs you otherwise.

If a Machine does not function as warranted during the warranty period, and IBM or your reseller are unable to either 1) make it do so or 2) replace it with one that is at least functionally equivalent, you may return it to your place of purchase and your money will be refunded.

**Extent of Warranty:** The warranty does not cover the repair or exchange of a Machine resulting from misuse, accident, modification, unsuitable physical or operating environment, improper maintenance by you, or failure caused by a product for which IBM is not responsible. The warranty is voided by removal or alteration of Machine or parts identification labels.

**THESE WARRANTIES ARE YOUR EXCLUSIVE WARRANTIES AND REPLACE ALL OTHER WARRANTIES OR CONDITIONS, EXPRESS OR IMPLIED, INCLUDING, BUT NOT LIMITED TO, THE IMPLIED WARRANTIES OR CONDITIONS OF MERCHANTABILITY AND FITNESS FOR A PARTICULAR PURPOSE. THESE WARRANTIES GIVE YOU SPECIFIC LEGAL RIGHTS AND YOU MAY ALSO HAVE OTHER RIGHTS WHICH VARY FROM JURISDICTION TO JURISDICTION. SOME JURISDICTIONS DO NOT ALLOW THE EXCLUSION OR LIMITATION OF EXPRESS OR IMPLIED WARRANTIES, SO THE ABOVE EXCLUSION OR LIMITATION MAY NOT APPLY TO YOU. IN THAT EVENT, SUCH WARRANTIES ARE LIMITED IN DURATION TO THE WARRANTY PERIOD. NO WARRANTIES APPLY AFTER THAT PERIOD.**

**Items Not Covered by Warranty:** IBM does not warrant uninterrupted or error-free operation of a Machine. Any technical or other support provided for a Machine under warranty, such as assistance via telephone with 『how-to』 questions and those regarding Machine set-up and installation, will be provided **WITHOUT WARRANTIES OF ANY KIND.**

**Warranty Service:** To obtain warranty service for a Machine, contact IBM or your reseller. If you do not register your Machine with IBM, you may be required to present proof of purchase.

During the warranty period, IBM or your reseller, if approved by IBM to provide warranty service, provides without charge certain types of repair and exchange service to keep Machines in, or restore them to, conformance with their Specifications. IBM or your reseller will inform you of the available types of service for a Machine based on its country of installation. At its discretion, IBM or your reseller will 1) either repair or exchange the failing Machine and 2) provide the service either at your location or a service center. IBM or your reseller will also manage and install selected engineering changes that apply to the Machine.

Some parts of IBM Machines are designated as Customer Replaceable Units (called 『CRUs』), e.g., keyboards, memory, or hard disk drives. IBM ships CRUs to you for replacement by you. You must return all defective CRUs to IBM within 30 days of your receipt of the replacement CRU. You are responsible for downloading designated Machine Code and Licensed Internal Code updates from an IBM Internet Web site or from other electronic media, and following the instructions that IBM provides.

When warranty service involves the exchange of a Machine or part, the item IBM or your reseller replaces becomes its property and the replacement becomes yours. You represent that all removed items are genuine and unaltered. The replacement may not be new, but will be in good working order and at least functionally equivalent to the item replaced. The replacement assumes the warranty service status of the replaced item. Many features, conversions, or upgrades involve the removal of parts and their return to IBM. A part that replaces a removed part will assume the warranty service status of the removed part.

Before IBM or your reseller exchanges a Machine or part, you agree to remove all features, parts, options, alterations, and attachments not under warranty service.

You also agree to

1. ensure that the Machine is free of any legal obligations or restrictions that prevent its exchange;
2. obtain authorization from the owner to have IBM or your reseller service a Machine that you do not own; and
3. where applicable, before service is provided:
  - a. follow the problem determination, problem analysis, and service request procedures that IBM or your reseller provides;
  - b. secure all programs, data, and funds contained in a Machine;
  - c. provide IBM or your reseller with sufficient, free, and safe access to your facilities to permit them to fulfill their obligations; and
  - d. inform IBM or your reseller of changes in a Machine's location.

IBM is responsible for loss of, or damage to, your Machine while it is 1) in IBM's possession or 2) in transit in those cases where IBM is responsible for the transportation charges.

Neither IBM nor your reseller is responsible for any of your confidential, proprietary or personal information contained in a Machine which you return to IBM or your reseller for any reason. You should remove all such information from the Machine prior to its return.

**Limitation of Liability:** Circumstances may arise where, because of a default on IBM's part or other liability, you are entitled to recover damages from IBM. In each such instance, regardless of the basis on which you are entitled to claim damages from IBM (including fundamental breach, negligence, misrepresentation, or other contract or tort claim), except for any liability that cannot be waived or limited by applicable laws, IBM is liable for no more than

1. damages for bodily injury (including death) and damage to real property and tangible personal property; and
2. the amount of any other actual direct damages, up to the charges (if recurring, 12 months' charges apply) for the Machine that is subject of the claim. For purposes of this item, the term 『Machine』 includes Machine Code and Licensed Internal Code.

This limit also applies to IBM's suppliers and your reseller. It is the maximum for which IBM, its suppliers, and your reseller are collectively responsible.

**UNDER NO CIRCUMSTANCES IS IBM LIABLE FOR ANY OF THE FOLLOWING: 1) THIRD-PARTY CLAIMS AGAINST YOU FOR DAMAGES (OTHER THAN THOSE UNDER THE FIRST ITEM LISTED ABOVE); 2) LOSS OF, OR DAMAGE TO, YOUR RECORDS OR DATA; OR 3) SPECIAL, INCIDENTAL, OR INDIRECT DAMAGES OR FOR ANY ECONOMIC CONSEQUENTIAL DAMAGES, LOST PROFITS OR LOST SAVINGS, EVEN IF IBM, ITS SUPPLIERS OR YOUR RESELLER IS INFORMED OF THEIR POSSIBILITY. SOME JURISDICTIONS DO NOT ALLOW THE EXCLUSION OR LIMITATION OF INCIDENTAL OR CONSEQUENTIAL DAMAGES, SO THE ABOVE LIMITATION OR EXCLUSION MAY NOT APPLY TO YOU.**

### **Governing Law**

**Governing Law:** Both you and IBM consent to the application of the laws of the country in which you acquired the Machine to govern, interpret, and enforce all of your and IBM's rights, duties, and obligations arising from, or relating in any manner to, the subject matter of this Agreement, without regard to conflict of law principles.

## **Part 2 - Country-unique Terms**

### **AMERICAS**

#### **BRAZIL**

**Governing Law:** *The following is added after the first sentence:*

Any litigation arising from this Agreement will be settled exclusively by the court of Rio de Janeiro.

### **NORTH AMERICA**

**Warranty Service:** *The following is added to this Section:*

To obtain warranty service from IBM in Canada or the United States, call 1-800-IBM-SERV (426-7378).

## **CANADA**

**Governing Law:** *The following replaces 『laws of the country in which you acquired the Machine』 in the first sentence:*

laws in the Province of Ontario.

## **UNITED STATES**

**Governing Law:** *The following replaces 『laws of the country in which you acquired the Machine』 in the first sentence:*

laws of the State of New York.

## **ASIA PACIFIC**

### **AUSTRALIA**

**The IBM Warranty for Machines:** *The following paragraph is added to this Section:*

The warranties specified in this Section are in addition to any rights you may have under the Trade Practices Act 1974 or other similar legislation and are only limited to the extent permitted by the applicable legislation.

**Limitation of Liability:** *The following is added to this Section:*

Where IBM is in breach of a condition or warranty implied by the Trade Practices Act 1974 or other similar legislation, IBM's liability is limited to the repair or replacement of the goods or the supply of equivalent goods. Where that condition or warranty relates to right to sell, quiet possession or clear title, or the goods are of a kind ordinarily acquired for personal, domestic or household use or consumption, then none of the limitations in this paragraph apply.

**Governing Law:** *The following replaces 『laws of the country in which you acquired the Machine』 in the first sentence:*

laws of the State or Territory.

### **CAMBODIA, LAOS, AND VIETNAM**

**Governing Law:** *The following replaces 『laws of the country in which you acquired the Machine』 in the first sentence:*

laws of the State of New York.

*The following is added to this Section:*

Disputes and differences arising out of or in connection with this Agreement shall be finally settled by arbitration which shall be held in Singapore in accordance with the rules of the International Chamber of Commerce (ICC). The arbitrator or arbitrators designated in conformity with those rules shall have the power to rule on their own competence and on the validity of the Agreement to submit to arbitration. The arbitration award shall be final and binding for the parties without appeal and the arbitral award shall be in writing and set forth the findings of fact and the conclusions of law.

All proceedings shall be conducted, including all documents presented in such proceedings, in the English language. The number of arbitrators shall be three, with each side to the dispute being entitled to appoint one arbitrator.

The two arbitrators appointed by the parties shall appoint a third arbitrator before proceeding upon the reference. The third arbitrator shall act as chairman of the proceedings. Vacancies in the post of chairman shall be filled by the president of the ICC. Other vacancies shall be filled by the respective nominating party. Proceedings shall continue from the stage they were at when the vacancy occurred.

If one of the parties refuses or otherwise fails to appoint an arbitrator within 30 days of the date the other party appoints its, the first appointed arbitrator shall be the sole arbitrator, provided that the arbitrator was validly and properly appointed.

The English language version of this Agreement prevails over any other language version.

## **HONG KONG AND MACAU**

**Governing Law:** *The following replaces 『laws of the country in which you acquired the Machine』 in the first sentence:*

laws of Hong Kong Special Administrative Region.

## **INDIA**

**Limitation of Liability:** *The following replaces items 1 and 2 of this Section:*

1. liability for bodily injury (including death) or damage to real property and tangible personal property will be limited to that caused by IBM's negligence;
2. as to any other actual damage arising in any situation involving nonperformance by IBM pursuant to, or in any way related to the subject of this Statement of Limited Warranty, IBM's liability will be limited to the charge paid by you for the individual Machine that is the subject of the claim.

## **JAPAN**

**Governing Law:** *The following sentence is added to this Section:*

Any doubts concerning this Agreement will be initially resolved between us in good faith and in accordance with the principle of mutual trust.

## **NEW ZEALAND**

**The IBM Warranty for Machines:** *The following paragraph is added to this Section:*

The warranties specified in this Section are in addition to any rights you may have under the Consumer Guarantees Act 1993 or other legislation which cannot be excluded or limited. The Consumer Guarantees Act 1993 will not apply in respect of any goods which IBM provides, if you require the goods for the purposes of a business as defined in that Act.

**Limitation of Liability:** *The following is added to this Section:*

Where Machines are not acquired for the purposes of a business as defined in the Consumer Guarantees Act 1993, the limitations in this Section are subject to the limitations in that Act.

## **PEOPLE'S REPUBLIC OF CHINA (PRC)**

**Governing Law:** *The following replaces this Section:*

Both you and IBM consent to the application of the laws of the State of New York (except when local law requires otherwise) to govern, interpret, and enforce all your and IBM's rights, duties, and obligations arising from, or relating in any manner to, the subject matter of this Agreement, without regard to conflict of law principles.

Any disputes arising from or in connection with this Agreement will first be resolved by friendly negotiations, failing which either of us has the right to submit the dispute to the China International Economic and Trade Arbitration Commission in Beijing, the PRC, for arbitration in accordance with its arbitration rules in force at the time. The arbitration tribunal will consist of three arbitrators. The language to be used therein will be English and Chinese. An arbitral award will be final and binding on all the parties, and will be enforceable under the Convention on the Recognition and Enforcement of Foreign Arbitral Awards (1958).

The arbitration fee will be borne by the losing party unless otherwise determined by the arbitral award.

During the course of arbitration, this Agreement will continue to be performed except for the part which the parties are disputing and which is undergoing arbitration.

#### **EUROPE, MIDDLE EAST, AFRICA (EMEA)**

##### ***THE FOLLOWING TERMS APPLY TO ALL EMEA COUNTRIES:***

The terms of this Statement of Limited Warranty apply to Machines purchased from IBM or an IBM reseller.

**Warranty Service:** If you purchase an IBM Machine in Austria, Belgium, Denmark, Estonia, Finland, France, Germany, Greece, Iceland, Ireland, Italy, Latvia, Lithuania, Luxembourg, Netherlands, Norway, Portugal, Spain, Sweden, Switzerland or United Kingdom, you may obtain warranty service for that Machine in any of those countries from either (1) an IBM reseller approved to perform warranty service or (2) from IBM. If you purchase an IBM Personal Computer Machine in Albania, Armenia, Belarus, Bosnia and Herzegovina, Bulgaria, Croatia, Czech Republic, Georgia, Hungary, Kazakhstan, Kirghizia, Federal Republic of Yugoslavia, Former Yugoslav Republic of Macedonia (FYROM), Moldova, Poland, Romania, Russia, Slovak Republic, Slovenia, or Ukraine, you may obtain warranty service for that Machine in any of those countries from either (1) an IBM reseller approved to perform warranty service or (2) from IBM.

If you purchase an IBM Machine in a Middle Eastern or African country, you may obtain warranty service for that Machine from the IBM entity within the country of purchase, if that IBM entity provides warranty service in that country, or from an IBM reseller, approved by IBM to perform warranty service on that Machine in that country. Warranty service in Africa is available within 50 kilometers of an IBM authorized service provider. You are responsible for transportation costs for Machines located outside 50 kilometers of an IBM authorized service provider.

**Governing Law:** The applicable laws that govern, interpret and enforce rights, duties, and obligations of each of us arising from, or relating in any manner to, the subject matter of this Statement, without regard to conflict of laws principles, as well as Country-unique

terms and competent court for this Statement are those of the country in which the warranty service is being provided, except that in 1) Albania, Bosnia-Herzegovina, Bulgaria, Croatia, Hungary, Former Yugoslav Republic of Macedonia, Romania, Slovakia, Slovenia, Armenia, Azerbaijan, Belarus, Georgia, Kazakhstan, Kyrgyzstan, Moldova, Russia, Tajikistan, Turkmenistan, Ukraine, and Uzbekistan, the laws of Austria apply; 2) Estonia, Latvia, and Lithuania, the laws of Finland apply; 3) Algeria, Benin, Burkina Faso, Cameroon, Cape Verde, Central African Republic, Chad, Congo, Djibouti, Democratic Republic of Congo, Equatorial Guinea, France, Gabon, Gambia, Guinea, Guinea-Bissau, Ivory Coast, Lebanon, Mali, Mauritania, Morocco, Niger, Senegal, Togo, and Tunisia, this Agreement will be construed and the legal relations between the parties will be determined in accordance with the French laws and all disputes arising out of this Agreement or related to its violation or execution, including summary proceedings, will be settled exclusively by the Commercial Court of Paris; 4) Angola, Bahrain, Botswana, Burundi, Egypt, Eritrea, Ethiopia, Ghana, Jordan, Kenya, Kuwait, Liberia, Malawi, Malta, Mozambique, Nigeria, Oman, Pakistan, Qatar, Rwanda, Sao Tome, Saudi Arabia, Sierra Leone, Somalia, Tanzania, Uganda, United Arab Emirates, United Kingdom, West Bank/Gaza, Yemen, Zambia, and Zimbabwe, this Agreement will be governed by English Law and disputes relating to it will be submitted to the exclusive jurisdiction of the English courts; and 5) in Greece, Israel, Italy, Portugal, and Spain any legal claim arising out of this Statement will be brought before, and finally settled by, the competent court of Athens, Tel Aviv, Milan, Lisbon, and Madrid, respectively.

***THE FOLLOWING TERMS APPLY TO THE COUNTRY SPECIFIED:***

**AUSTRIA AND GERMANY**

**The IBM Warranty for Machines:** *The following replaces the first sentence of the first paragraph of this Section:*

The warranty for an IBM Machine covers the functionality of the Machine for its normal use and the Machine's conformity to its Specifications.

*The following paragraphs are added to this Section:*

The minimum warranty period for Machines is six months. In case IBM or your reseller is unable to repair an IBM Machine, you can alternatively ask for a partial refund as far as justified by the reduced value of the unrepaired Machine or ask for a cancellation of the respective agreement for such Machine and get your money refunded.

**Extent of Warranty:** *The second paragraph does not apply.*

**Warranty Service:** *The following is added to this Section:*

During the warranty period, transportation for delivery of the failing Machine to IBM will be at IBM's expense.

**Limitation of Liability:** *The following paragraph is added to this Section:*

The limitations and exclusions specified in the Statement of Limited Warranty will not apply to damages caused by IBM with fraud or gross negligence and for express warranty.

*The following sentence is added to the end of item 2:*

IBM's liability under this item is limited to the violation of essential contractual terms in cases of ordinary negligence.



## EGYPT

**Limitation of Liability:** *The following replaces item 2 in this Section:*

as to any other actual direct damages, IBM's liability will be limited to the total amount you paid for the Machine that is the subject of the claim. For purposes of this item, the term 『Machine』 includes Machine Code and Licensed Internal Code.

*Applicability of suppliers and resellers (unchanged).*

## FRANCE

**Limitation of Liability:** *The following replaces the second sentence of the first paragraph of this Section:*

In such instances, regardless of the basis on which you are entitled to claim damages from IBM, IBM is liable for no more than: *(items 1 and 2 unchanged).*

## IRELAND

**Extent of Warranty:** *The following is added to this Section:*

Except as expressly provided in these terms and conditions, all statutory conditions, including all warranties implied, but without prejudice to the generality of the foregoing all warranties implied by the Sale of Goods Act 1893 or the Sale of Goods and Supply of Services Act 1980 are hereby excluded.

**Limitation of Liability:** *The following replaces items one and two of the first paragraph of this Section:*

1. death or personal injury or physical damage to your real property solely caused by IBM's negligence; and
2. the amount of any other actual direct damages, up to 125 percent of the charges (if recurring, the 12 months' charges apply) for the Machine that is the subject of the claim or which otherwise gives rise to the claim.

*Applicability of suppliers and resellers (unchanged).*

*The following paragraph is added at the end of this Section:*

IBM's entire liability and your sole remedy, whether in contract or in tort, in respect of any default shall be limited to damages.

## ITALY

**Limitation of Liability:** *The following replaces the second sentence in the first paragraph:*

In each such instance unless otherwise provided by mandatory law, IBM is liable for no more than:

1. *(unchanged)*
2. as to any other actual damage arising in all situations involving nonperformance by IBM pursuant to, or in any way related to the subject matter of this Statement of Warranty, IBM's liability, will be limited to the total amount you paid for the Machine that is the subject of the claim.

*Applicability of suppliers and resellers (unchanged).*



*The following replaces the third paragraph of this Section:*

Unless otherwise provided by mandatory law, IBM and your reseller are not liable for any of the following: (items 1 and 2 unchanged) 3) indirect damages, even if IBM or your reseller is informed of their possibility.

## **SOUTH AFRICA, NAMIBIA, BOTSWANA, LESOTHO AND SWAZILAND**

**Limitation of Liability:** *The following is added to this Section:*

IBM's entire liability to you for actual damages arising in all situations involving nonperformance by IBM in respect of the subject matter of this Statement of Warranty will be limited to the charge paid by you for the individual Machine that is the subject of your claim from IBM.

## **UNITED KINGDOM**

**Limitation of Liability:** *The following replaces items 1 and 2 of the first paragraph of this Section:*

1. death or personal injury or physical damage to your real property solely caused by IBM's negligence;
2. the amount of any other actual direct damages or loss, up to 125 percent of the charges (if recurring, the 12 months' charges apply) for the Machine that is the subject of the claim or which otherwise gives rise to the claim;

*The following item is added to this paragraph:*

3. breach of IBM's obligations implied by Section 12 of the Sale of Goods Act 1979 or Section 2 of the Supply of Goods and Services Act 1982.

*Applicability of suppliers and resellers (unchanged).*

*The following is added to the end of this Section:*

IBM's entire liability and your sole remedy, whether in contract or in tort, in respect of any default shall be limited to damages.



---

## 附錄 E. European Union warranty information

Consumers in the European Union have legal rights under applicable national legislation governing the sale of consumer goods. This legislation may apply to you if you purchased this product as a consumer (that is, as a natural person, and for personal use which is not related to your trade, business or profession). To obtain warranty service under this legislation, you will need to present the proof of purchase to IBM, together with an indication that you are a consumer.

Dans l'Union européenne, les consommateurs disposent de droits selon la loi en vigueur nationale régissant la vente de biens de consommation. Cette loi peut vous être applicable si vous avez acheté ce produit en tant que consommateur (c'est-à-dire, en tant que personne physique, et pour un usage privé qui n'a aucun rapport avec votre commerce, votre métier ou profession). Pour bénéficier du service prévu par la Garantie dans le cadre de cette loi, vous devez présenter la preuve d'achat correspondante à IBM, en lui indiquant que vous êtes un consommateur.

I consumatori dell'Unione Europea sono tutelati dalla legislazione nazionale che regola la vendita dei beni al consumatore. Tale legislazione può essere applicata se il prodotto è stato acquistato da un consumatore (vale a dire, una persona fisica e per uso personale non legato al commercio, all'azienda o alla professione svolta). Per ottenere il servizio di garanzia con questa legislazione, occorre presentare una prova di acquisto alla IBM, insieme con l'indicazione che il richiedente è un consumatore.

In der Europäischen Union haben die Verbraucher nach der geltenden nationalen Gesetzgebung Rechte hinsichtlich des Verbrauchsgüterkaufs. Diese Gesetzgebung kann für Sie gelten, wenn Sie dieses Produkt als Privatkunde erworben haben (d. h. als natürliche Person und für den persönlichen Gebrauch, der nicht mit Ihrem Gewerbe, Ihrem Unternehmen oder Ihrer beruflichen Tätigkeit zusammenhängt). Um unter dieser Gesetzgebung Garantieservice zu erhalten, müssen Sie IBM den Kaufnachweis zusammen mit einem Nachweis dafür, dass Sie Privatkunde sind, vorlegen.

Los consumidores de la Unión europea tienen derechos legales de acuerdo con la legislación nacional aplicable que regula la venta de bienes de consumo. Esta legislación puede aplicarse en su caso si ha adquirido este producto como un consumidor (es decir, como una persona natural y para uso personal que no esté relacionado con su comercio, negocio o profesión). Para obtener servicio de garantía de acuerdo con esta legislación, tendrá que presentar el justificante de compra a IBM, junto con información indicando que es un consumidor.

Na União Europeia, os consumidores gozam de direitos legais nos termos da legislação nacional aplicável que rege a venda de bens de consumo. Esta legislação poderá ser-lhe aplicável caso tenha adquirido este produto na qualidade de consumidor (ou seja, um indivíduo, para utilização pessoal, não relacionada com a sua actividade profissional, comercial ou negócio). Para obter serviço de garantia nos termos desta legislação, terá que apresentar a prova de compra à IBM, em conjunto com a indicação de que adquiriu o produto na qualidade de consumidor.

Forbrugere i EU har via gældende national lovgivning visse rettigheder i forbindelse med salg af forbrugsvarer. Denne lovgivning gælder muligvis for dig, hvis du har anskaffet dette produkt som forbruger, dvs. som fysisk person og til personlig brug og ikke i forbindelse med dit fag, din forretning eller din profession. For at opnå garantiservice i henhold til denne lovgivning skal du vise kvitteringen for købet af produktet til IBM og angive, at du er forbruger.

Klanten in de Europese Unie hebben wettelijke rechten onder toepasselijke landelijke wetgeving die van toepassing is op de verkoop van consumptiegoederen. Deze wetgeving is mogelijk op u van toepassing als u dit product als consument hebt aangeschaft (dat is als natuurlijk persoon en voor persoonlijk gebruik dat niet in verband staat tot uw handel, zaken of beroep). Voor het verkrijgen van garantieservice onder deze wetgeving moet u het bewijs van aankoop kunnen tonen aan IBM, samen met een indicatie dat u een consument bent.

EU-maissa kuluttajilla on kulutustavaroiden myyntiä koskevan paikallisen lainsäädännön mukaiset oikeudet. Tämä lainsäädäntö saattaa koskea teitä, jos olette hankkinut tämän tuotteen kuluttajana (luonnollisena henkilönä kaupankäyntiin, liiketoimintaan tai ammatinharjoittamiseen liittymättömä henkilökohtaiseen käyttöön). Täyttäkää tässä tapauksessa alla olevat tie ja toimittakaa kortti IBM:lle rekisteröintiä varten. IBM käyttää tietoja varmistaakseen, että teille kuuluvat kuluttajan oikeudet toteutuvat.

Konsumenter inom EU har lagliga rättigheter i enlighet med tillämplig lagstiftning i varje land, avseende försäljning av konsumentvaror. Denna lagstiftning kan gälla dig, om du har köpt varan i egenskap av konsument (med konsument avses en fysisk person som köper en vara för personligt bruk, ej relaterat till personens yrkesmässiga verksamhet). Om du vill ha garantiservice i enlighet med denna lagstiftning, måste du visa upp ett inköpsbevis för IBM, tillsammans med något som tyder på att du är konsument.

Οι καταναλωτές στην Ευρωπαϊκή Ένωση έχουν νόμιμα δικαιώματα βάσει της ισχύουσας εθνικής νομοθεσίας που διέπει την πώληση καταναλωτικών αγαθών. Η νομοθεσία αυτή εφαρμόζεται στην περίπτωση σας εάν αγοράσατε αυτό το προϊόν ως καταναλωτής (δηλαδή ως φυσικό πρόσωπο και για προσωπική χρήση που δεν σχετίζεται με την επιχείρησή ή το επάγγελμά σας). Για να λάβετε υπηρεσίες εγγύησης βάσει της εν λόγω νομοθεσίας, θα πρέπει να προσκομίσετε στην IBM την απόδειξη αγοράς και να δηλώσετε ότι είστε καταναλωτής.

---

## 附錄 F. Notices

IBM may not offer the products, services, or features discussed in this document in all countries. Consult your local IBM representative for information on the products and services currently available in your area. Any reference to an IBM product, program, or service is not intended to state or imply that only that IBM product, program, or service may be used. Any functionally equivalent product, program, or service that does not infringe any IBM intellectual property right may be used instead. However, it is the user's responsibility to evaluate and verify the operation of any non-IBM product, program, or service.

IBM may have patents or pending patent applications covering subject matter described in this document. The furnishing of this document does not give you any license to these patents. You can send license inquiries, in writing, to:

*IBM Director of Licensing  
IBM Corporation  
North Castle Drive  
Armonk, NY 10504-1785  
U.S.A.*

INTERNATIONAL BUSINESS MACHINES CORPORATION PROVIDES THIS PUBLICATION 『AS IS』 WITHOUT WARRANTY OF ANY KIND, EITHER EXPRESS OR IMPLIED, INCLUDING, BUT NOT LIMITED TO, THE IMPLIED WARRANTIES OF NON-INFRINGEMENT, MERCHANTABILITY OR FITNESS FOR A PARTICULAR PURPOSE. Some jurisdictions do not allow disclaimer of express or implied warranties in certain transactions, therefore, this statement may not apply to you.

This information could include technical inaccuracies or typographical errors. Changes are periodically made to the information herein; these changes will be incorporated in new editions of the publication. IBM may make improvements and/or changes in the product(s) and/or the program(s) described in this publication at any time without notice.

The products described in this document are not intended for use in implantation or other life support applications where malfunction may result in injury or death to persons. The information contained in this document does not affect or change IBM product specifications or warranties. Nothing in this document shall operate as an express or implied license or indemnity under the intellectual property rights of IBM or third parties. All information contained in this document was obtained in specific environments and is presented as an illustration. The result obtained in other operating environments may vary.

IBM may use or distribute any of the information you supply in any way it believes appropriate without incurring any obligation to you.

Any references in this publication to non-IBM Web sites are provided for convenience only and do not in any manner serve as an endorsement of those Web sites. The materials at those Web sites are not part of the materials for this IBM product, and use of those Web sites is at your own risk.

Any performance data contained herein was determined in a controlled environment. Therefore, the result obtained in other operating environments may vary significantly. Some measurements may have been made on development-level systems and there is no guarantee that these measurements will be the same on generally available systems. Furthermore, some measurements may have been estimated through extrapolation. Actual results may vary. Users of this document should verify the applicable data for their specific environment.

---

## Trademarks

The following terms are trademarks of International Business Machines Corporation in the United States, other countries, or both:

IBM  
IBM logo  
HelpCenter

Microsoft, Windows, and Windows NT are trademarks of Microsoft Corporation in the United States, other countries, or both.

Other company, product, or service names may be trademarks or service marks of others.

---

## Electronic emission notices

**Machine** - iLC300 Conference Video Projector

### Federal Communications Commission (FCC) statement

#### IBM Conference Projector

**Note:** This equipment has been tested and found to comply with the limits for a Class A digital device, pursuant to Part 15 of the FCC Rules. These limits are designed to provide reasonable protection against harmful interference when the equipment is operated in a commercial environment. This equipment generates, uses, and can radiate radio frequency energy and, if not installed and used in accordance with the instruction manual, may cause harmful interference to radio communications. Operation of this equipment in a residential area is likely to cause harmful interference, in which case the user will be required to correct the interference at his own expense.

Properly shielded and grounded cables and connectors must be used in order to meet FCC emission limits. IBM is not responsible for any radio or television interference caused by using other than recommended cables and connectors or by unauthorized changes or modifications to this equipment. Unauthorized changes or modifications could void the user's authority to operate the equipment.

This device complies with Part 15 of the FCC Rules. Operation is subject to the following two conditions: (1) this device may not cause harmful interference, and (2) this device must accept any interference received, including interference that may cause undesired operation.

#### Industry Canada Class A emission compliance statement

This Class A digital apparatus complies with Canadian ICES-003.

### **Avis de conformite a la reglementation d'Industrie Canada**

Cet appareil numérique de la classe A est conform à la norme NMB-003 du Canada.

### **Deutsche EMV-Direktive (electromagnetische Verträglichkeit)**

Dieses Gerät ist berechtigt in Übereinstimmung mit dem deutschen EMVG vom 9.Nov.92 das EG-Konformitätszeichen zu führen.

Der Aussteller der Konformitätserklärung ist die IBM UK, Greenock.

Dieses Gerät erfüllt die Bedingungen der EN 55022 Klasse A. Für diese Klasse von Geräten gilt folgende Bestimmung nach dem EMVG:

Geräte dürfen an Orten, für die sie nicht ausreichend entstört sind, nur mit besonderer Genehmigung des Bundesministers für Post und Telekommunikation oder des Bundesamtes für Post und Telekommunikation betrieben werden. Die Genehmigung wird erteilt, wenn keine elektromagnetischen Störungen zu erwarten sind.

(Auszug aus dem EMVG vom 9.Nov.92, Para.3. Abs.4)

<b>Hinweis:</b> Dieses Genehmigungsverfahren ist von der Deutschen Bundespost noch nicht veröffentlicht worden.
---

### **European Union - EMC directive**

This product is in conformity with the protection requirements of EU Council Directive 89/336/ECC on the approximation of the laws of the Member States relating to electromagnetic compatibility.

IBM cannot accept responsibility for any failure to satisfy the protection requirements resulting from a non-recommended modification of the product, including the fitting of non-IBM option cards.

This product has been tested and found to comply with the limits for Class A Information Technology Equipment according to CISPR 22/European Standard EN 55022. The limits for Class A equipment were derived for commercial and industrial environments to provide reasonable protection against interference with licensed communication equipment.

<b>Warning:</b> This is a Class A product. In a domestic environment this product may cause radio interference in which case the user may be required to take adequate measures.
--

### **Union Européenne - Directive Conformité électromagnétique**

Ce produit est conforme aux exigences de protection de la Directive 89/336/EEC du Conseil de l'UE sur le rapprochement des lois des États membres en matière de compatibilité électromagnétique.

IBM ne peut accepter aucune responsabilité pour le manquement aux exigences de protection résultant d'une modification non recommandée du produit, y compris l'installation de cartes autres que les cartes IBM.

Ce produit a été testé et il satisfait les conditions de l'équipement informatique de Classe A en vertu de CISPR22/Standard européen EN 55022. Les conditions pour l'équipement de Classe A ont été définies en fonction d'un contexte d'utilisation commercial et industriel afin de fournir une protection raisonnable contre l'interférence d'appareils de communication autorisés.

**Avvertissement :** Ceci est un produit de Classe A. Dans un contexte résidentiel, ce produit peut causer une interférence radio exigeant que l'utilisateur prenne des mesures adéquates.

### Union Europea - Normativa EMC

Questo prodotto è conforme alle normative di protezione ai sensi della Direttiva del Consiglio dell'Unione Europea 89/336/CEE sull'armonizzazione legislativa degli stati membri in materia di compatibilità elettromagnetica.

IBM non accetta responsabilità alcuna per la mancata conformità alle normative di protezione dovuta a modifiche non consigliate al prodotto, compresa l'installazione di schede e componenti di marca diversa da IBM.

Le prove effettuate sul presente prodotto hanno accertato che esso rientra nei limiti stabiliti per le apparecchiature di informatica Classe A ai sensi del CISPR 22/Norma Europea EN 55022. I limiti delle apparecchiature della Classe A sono stati stabiliti al fine di fornire ragionevole protezione da interferenze mediante dispositivi di comunicazione in concessione in ambienti commerciali ed industriali.

**Avvertimento:** Questo è un prodotto appartenente alla Classe A. In ambiente domestico, tale prodotto può essere causa di interferenze radio, nel qual caso l'utente deve prendere misure adeguate.

### Unione Europea - Directiva EMC (Conformidad electromagnética)

Este producto satisface los requisitos de protección del Consejo de la UE, Directiva 89/336/CEE en lo que a la legislación de los Estados Miembros sobre compatibilidad electromagnética se refiere.

IBM no puede aceptar responsabilidad alguna si este producto deja de satisfacer dichos requisitos de protección como resultado de una modificación no recomendada del producto, incluyendo el ajuste de tarjetas de opción que no sean IBM.

Este producto ha sido probado y satisface los límites para Equipos Informáticos Clase A de conformidad con el Estándar CISPR22 y el Estándar Europeo EN 55022. Los límites para los equipos de Clase A se han establecido para entornos comerciales e industriales a fin de proporcionar una protección razonable contra las interferencias con dispositivos de comunicación licenciados.

**Advertencia:** Este es un producto de Clase A. En un entorno doméstico este producto podría causar radiointerferencias en cuyo caso el usuario deberá tomar las medidas adecuadas.



この装置は、情報処理装置等電波障害自主規制協議会（VCCI）の基準に基づきクラスA情報技術装置です。この装置を家庭環境で使用すると電波妨害を引き起こすことがあります。この場合には使用者が適切な対策を講ずるよう要求されることがあります。

警告使用者：  
これは甲類的資訊產品，在居住的環境中使用時，可能會造成射頻干擾，在這種情況下，使用者會被要求採取某些適當的對策。



Part Number: 31P9922

Printed in U.S.A.

(1P) P/N: 31P9922

