



Easy as NAS solution guide

2nd Edition – featuring HP ProLiant Storage Servers



Overview

Digital information is a critical component of business at present. It grows in volume every day, and needs to be efficiently managed, securely stored and constantly available. Yet it's not just large enterprises that face these pressures. Many smaller businesses are now seeking better ways to look after their growing data, and are investigating the advantages of storage-specific solutions.

Network Attached Storage (NAS) provides a flexible, intelligent, simple-to-manage solution for file-and-print and application-storage consolidation. It's the perfect technology for customers that want to deploy dedicated Storage Servers in their existing infrastructure, as it leverages familiar server and operating system concepts.

How can this guide help?

Implementing a new server/storage concept to your IT components may seem like a daunting prospect but, with this guide, HP makes it easy. We'll provide a basic introduction to what NAS technology is all about, explore its more advanced capabilities, and help you choose the right solution, based on HP ProLiant Storage Servers, for your specific business needs.



Part 1 (pages 3-11)

Introducing NAS:
from its basic components to typical file and print solutions



Part 2 (pages 12-14)

Using NAS for application data storage:
extending the functionality of NAS with networked server storage based on an iSCSI infrastructure



Part 3 (pages 15-18)

Exploring advanced capabilities of Storage Servers:
such as improving availability through clustering and NAS/SAN fusion



Part 4 (pages 19-27)

Choosing the right Storage Server solution:
with specific advice on the range of HP NAS solutions



Introducing Network Attached Storage

HP ProLiant Storage Servers leverage standard Ethernet-based networks to provide consolidated Network Attached Storage (NAS) for file-and-print serving, as well as iSCSI-based application data hosting.

As a preloaded and preconfigured solution, HP ProLiant Storage Servers can be deployed straight out of the box for “plug-and-play” connectivity, and are fully tested to ensure functionality, performance and compatibility.

For dedicated file serving – with the option of also using them for network printing – they combine simplified web interface management with an optimised Microsoft® operating system designed specifically for storage. This makes HP ProLiant Storage Servers the preferred solution over standard Microsoft Windows Server™ solutions (such as standard HP ProLiant servers) as they are storage centric, rather than application centric. They are also ideal companions for your standard application servers when consolidating your application data storage.

Are Storage Servers an option for new server deployments?

In short, yes. If you need to deploy new servers in your environment – and have any of the following requirements – then choosing a Storage Server will be of immediate benefit to your organisation.

1. You need to deploy a shared storage solution quickly and easily
2. You want to consolidate the number of file and print servers you are using in order to optimise capacity utilisation and performance usage
3. You have to reduce the time and personnel required to manage and protect your data
4. You are looking at disk-based data-protection solutions as an interim step or alternative to tape backups
5. You run clients with a variety of operating systems (Microsoft Windows®, MAC OS, Linux®) and want a storage solution that can integrate with them all

The building blocks of a NAS solution

HP ProLiant Storage Servers combine integrated standard features with optional solution components to make up an overall NAS solution that easily adapts to your specific needs.

Standard components of NAS

The following four features power all HP NAS solutions:

The operating system

All HP ProLiant Storage Servers come pre-installed with Microsoft Windows Storage Server 2003, a special edition of the Microsoft Windows Server operating system, which is optimised for maximum storage performance and light-touch management.

Management

Following successful deployment comes efficient management. HP ProLiant Storage Servers are easily managed from any standard web browser, and offer additional remote options with terminal services and Integrated Lights-Out. Furthermore, they include tools for setting directory quotas* and reporting, as well as content filtering, which restricts users from storing undesired file types on a share.

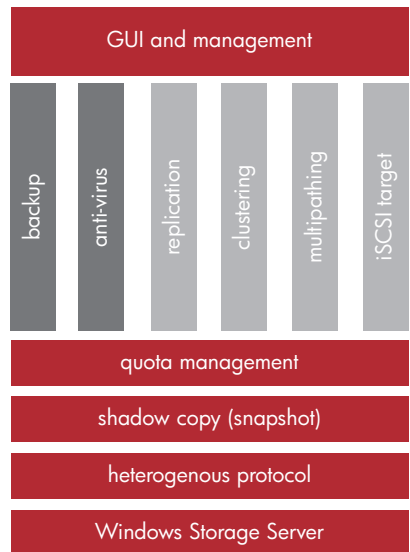
Universal connectivity

Pre-installed file protocols enable access from Windows, NetWare, Linux®, UNIX® and Apple clients – plus native support for HTTP and FTP. No hidden software licences are required for protocol support, and no Microsoft Client Access licenses (CALs) are needed.

Shadow copy snapshotting

With the shadow copy function, administrators can create scheduled data snapshots of shared folders. This allows clients to restore accidentally deleted or overwritten files by themselves, simply by looking up the 'previous versions' tab in their Windows Explorer properties. Restoring from tape is no longer needed.

NAS software architecture



part of the standard software image

optional components to solution

support of standard 3rd party software

*Note: the built-in quota management feature is only usable for non-clustered configurations.

Optional NAS solution components

HP NAS solutions offer a variety of ways to extend the level of availability and protection for your data:

Data replication

With HP OpenView Storage Mirroring software, you can replicate data from one HP ProLiant Storage Server to another via a standard IP network (it can also be run on any Windows-based server, including those connected to a SAN).

After initial replication, the software will synchronise the data based only on changes that are made to it, minimising network traffic and ensuring that the data blocks on each device are kept up to date. This operation can be scheduled at a convenient time, and even configured for minimal utilisation of your network bandwidth.

Storage mirroring can replicate data in one-to-one, one-to-many or even many-to-many configurations, and can also work as a simple failover mechanism between file servers.

Backup and recovery

As a member of the Microsoft Windows Server family, HP ProLiant Storage Servers are supported by most of the leading backup software vendors* and can easily be incorporated into any existing LAN- or SAN-based data-protection environment – or even attached directly to a tape drive.

Optimum integration is achieved with HP OpenView Data Protector and HP StorageWorks tapes and tape libraries.

Anti-virus

HP NAS solutions are also supported by the industry's leading anti-virus software vendors* – and can be incorporated easily into any anti-virus procedure or policy, without having to add further anti-virus tools to your IT environment. Simply run your existing anti-virus software on the HP ProLiant Storage Server and benefit from central protection against trojan horses, worms and viruses. The software will scan the NAS device for potential threats and eliminate them before your client systems are infected.

Application data storage and high-availability solutions

Discover the benefits of iSCSI-based application data hosting, clustering and SAN-based replication later in this guide.

*An extensive list of the third-party software supported by HP ProLiant Storage Servers can be found at: www.hp.com/eur/easynas

Integrating leading server and storage technologies

HP ProLiant Storage Servers are built on open, industry standards and ensure best integration of ProLiant, StorageWorks and Microsoft Windows technology.

Standard 1: HP ProLiant technology

HP has built its NAS solutions on the renowned HP ProLiant platform, which offers industry-leading server technology such as:

- Integrated Lights-Out (iLO) management
- HP Systems Insight Manager control
- HP Smart Array technology

Standard 2: HP StorageWorks technology

HP ProLiant Storage Servers integrate seamlessly with HP StorageWorks and HP Modular Smart Array (MSA) technology, providing you with:

- Simple, integrated storage management
- An instant upgrade path for your existing ProLiant servers with DAS-to-SAN (DiS) migration* – ensuring maximum investment protection and risk-free migration to the MSA family
- Scalable storage capacity with the attachment of MSA disk enclosures (SCSI and SATA)
- Easy entry to a NAS/SAN fusion solution by integrating HP StorageWorks MSA, EVA or XP arrays to your Storage Server

*Read more about DAS-to-SAN migration in the My First SAN solution guide. Get your copy today at: www.hp.com/eur/myfirstsan

Standard 3: Microsoft Windows Storage Server 2003

HP NAS solutions are preloaded and preconfigured with the Microsoft Windows Storage Server™ 2003 operating system, which gives you a solution that is:

- Ready to deploy, straight from the box and fully tested to ensure functionality, performance and compatibility
- Built on a leading operating system platform for best integration with existing Windows environments
- Leveraging the existing knowledge of your Windows administrators



Maximising security of your NAS solution

In addition to the anti-virus capabilities of HP ProLiant Storage Servers outlined on page 5, the following technologies and features will help ensure the highest level of security for your business and your data:

Network security and authentication

HP NAS solutions make it easy to authenticate your network users, services and devices thanks to the centralised, secure network management of Active Directory Services (ADS) – an integrated feature of Microsoft Windows Storage Server 2003.

Auditing

Almost any task that's performed on your NAS server – logon, logoff, security modification, password changes, user creation, etc. – can be audited and logged, allowing administrators to track any suspicious activities.

Operating system patches

To ensure that your systems have the optimum level of protection at all times, critical security patches can be installed as soon as they are released by Microsoft – without separate qualification by HP. HP also recommends using the Automatic Update features within the operating system.

Access management

HP NAS solutions enable you to grant authenticated users and groups with access to file and share levels with ease via the Access Control Lists feature of Microsoft Windows Storage Server 2003. This also includes a locking mechanism that allows safe concurrent access from all supported file-sharing protocols.

Integration in your existing UNIX environment

HP ProLiant Storage Servers do not only represent a file-serving solution for Microsoft Windows environments, they also allow for consolidation of heterogeneous environments featuring both Windows and UNIX.

With built-in support for NFSv2 and NFSv3 UNIX file-server protocols, HP ProLiant Storage Servers enable your NFS clients to access UNIX file systems in exactly the same way as a normal UNIX server – enabling you to migrate from your existing NFS file server to a new HP NAS solution with ease.

Storage Servers also leverage their own underlying storage management features to provide NFS file-server services. This allows you to:

- Issue quotas on volume and on directory levels
- Restore previous versions of volumes, folders or individual files easily via snapshots
- Ensure that failover of NFS shares within a clustered NAS environment will be transparent to the connected clients, just like for CIFS shares

- Handle all NFS-related management tasks easily through the NAS web-based user interface – reducing the need for administrators to have extensive NFS skills
- Share files concurrently through NFS and other protocol environments. System security and locking mechanisms ensure access to files without the risk of data corruption

Manage your UNIX user accounts simply

Users accessing an HP ProLiant Storage Server can be defined locally on the NAS server itself, or by using ADS (Active Directory Services) or NT domains. To integrate with NFS environments, any of these accounts can simply be mapped to UNIX user accounts, either with a NIS environment or with simple password files.

For customers looking to fully integrate and manage all UNIX and Windows users from a single Active Directory, Microsoft offers an Active Directory-integrated NIS server as part of Microsoft Services for UNIX.

Why upgrade from Windows NT 4.0?

By upgrading to Microsoft Windows Storage Server 2003, your dedicated file and print services will become optimised for speed, reliability and interoperability. Advantages over Microsoft Windows NT® 4.0 include:

- Higher levels of file-serving performance – over 100% faster than NT 4.0
- Greater reliability and scalability – you can now create clusters of up to 8 nodes
- Improved quota management – available at the folder level to allow for restrictions on how much data a particular folder can hold
- Enhanced file system recovery performance – file system checks have been reduced by as much as 400% compared to NT 4.0

Why migrate from NetWare or UNIX?

If you run multiple file servers and multiple operating systems, migrating to a single solution running Windows Storage Server 2003 will give you the benefits of a consolidated environment:

- Reduced cost and simplified management – from a single, powerful storage solution
- Easy administration – information for your entire infrastructure is held centrally on Active Directory
- Streamlined management – your disparate IT departments will no longer have to manage user data with different operating systems
- Easy IT ownership – you can reduce the number of vendors you use for disk purchases and storage management

How to migrate easily

With HP NAS, you can choose from a series of easy-to-use tools to simplify your migration:

- Quest consolidator – HP partners with Quest Software for easy migration of larger file server installations
- HP OpenView Storage Mirroring – in addition to usual data replication, this tool also makes your migration to NAS easy
- Microsoft file-migration utility – a free-of-charge tool that simplifies the transfer of your data to the new Windows platform

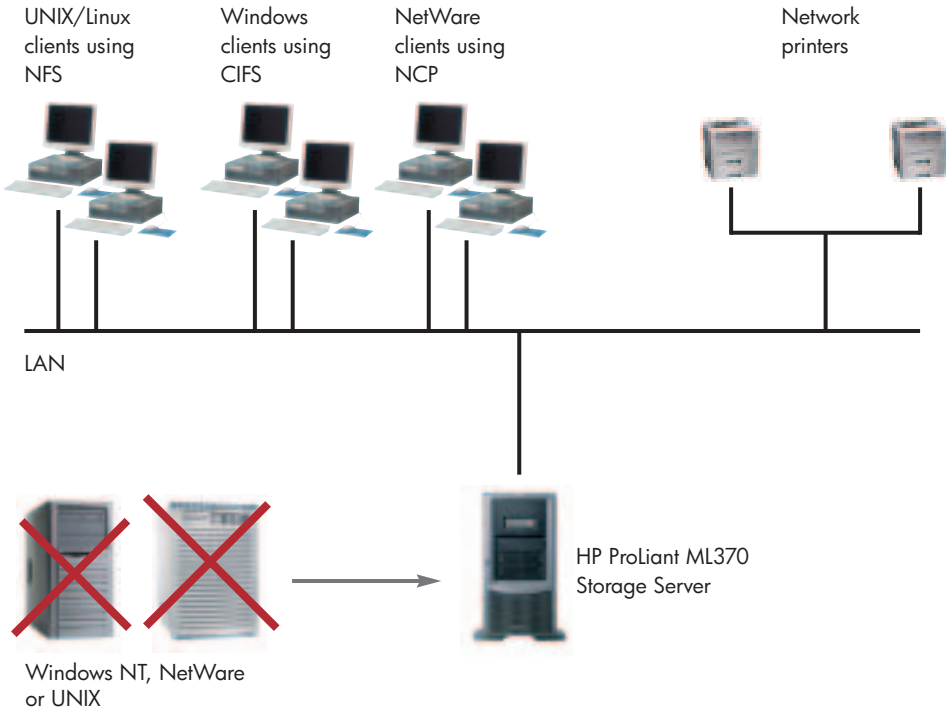
For more information on migration support, visit: www.hp.com/eur/easynas



Typical NAS solutions

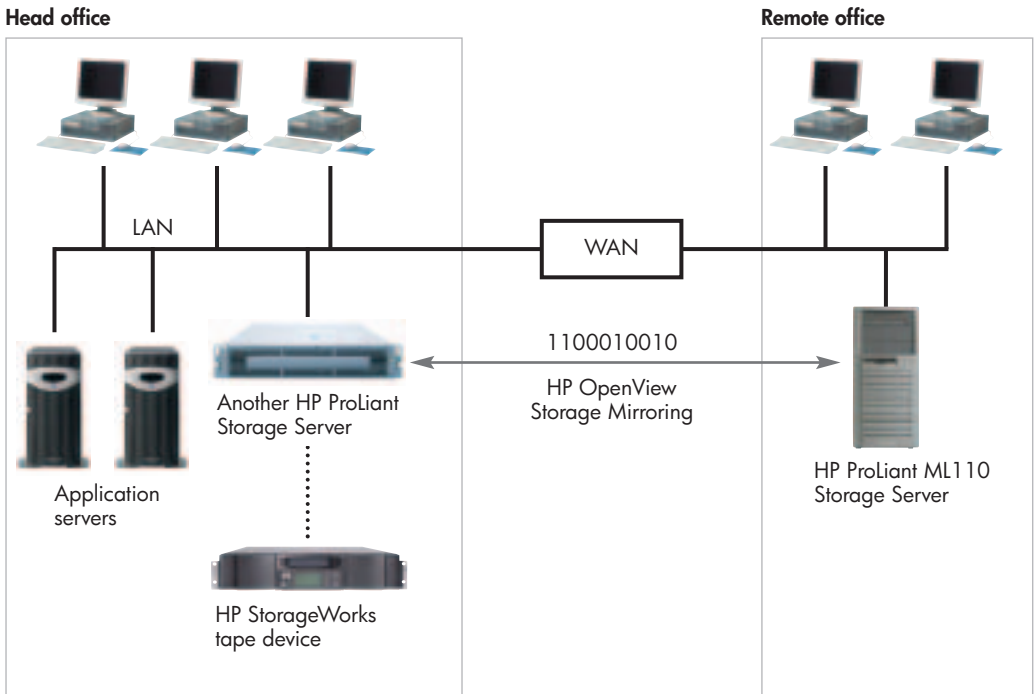
The following are examples of how you can use NAS solutions based around HP ProLiant Storage Servers to solve your specific business challenges or issues:

File and print server migration and consolidation



- Upgrade from your current file server platform (e.g., Windows NT 4.0) to a next-generation Storage Server with HP NAS.
- Migrate other file server platforms (e.g., UNIX and NetWare) and consolidate them on a single Storage Server.
- HP NAS technology is perfect for serving clients in heterogeneous environments (Windows, UNIX, NetWare, Apple, web staging etc.) from one single platform.
- Migration of clients from one platform to another is simple (see previous page).
- Storage Servers can also be used as print servers, giving you a true file and print solution.
- Consolidating on Storage Servers gives you maximum storage performance, combined with light-touch management.

Remote replication and backup consolidation – e.g., in branch offices



- Thanks to simple remote manageability, HP ProLiant Storage Servers can easily be used to deploy file serving at remote sites.
- You can replicate data between a central office and branch office locations with HP OpenView Storage Mirroring software, and thereby benefit from both centralised server administration and tape backup.
- File servers at your distributed locations no longer require onsite management and will receive maximum service from your central site.

Consolidating file and application storage with HP NAS and iSCSI Feature Pack



Consolidation of file data has always been the domain of NAS, while consolidation of block level application data has usually required investment into a separate fibre-channel SAN. However, with the HP ProLiant Storage Server iSCSI Feature Pack, you can now host application data on your Storage Server without investing in a SAN infrastructure.

This new, low-cost storage technology uses industry-standard hardware and software on existing Ethernet infrastructures – making it ideal for smaller environments that require simpler manageability, easy scalability and centralised backup, but that have less requirement for performance or availability.

It may also be used in larger environments, for example, on a Storage Server deployed as a NAS/SAN gateway. Here it would act as a bridge between the iSCSI/Ethernet network and the standard fibre-channel SAN.

Simplified management for Microsoft Exchange data hosting

The iSCSI Feature Pack has been tested and qualified as a storage system for Microsoft Exchange 2000/2003 data. It allows the hosting of the databases and logs of up to two Exchange servers on a single Storage Server.

Plus, for simplified management, the embedded HP ProLiant Application Storage Manager tool reduces process steps, setup training needs and knowledge requirements to monitor e-mail stores. It also ensures best-practice implementation through automation.

Hosting Microsoft SQL/Oracle data

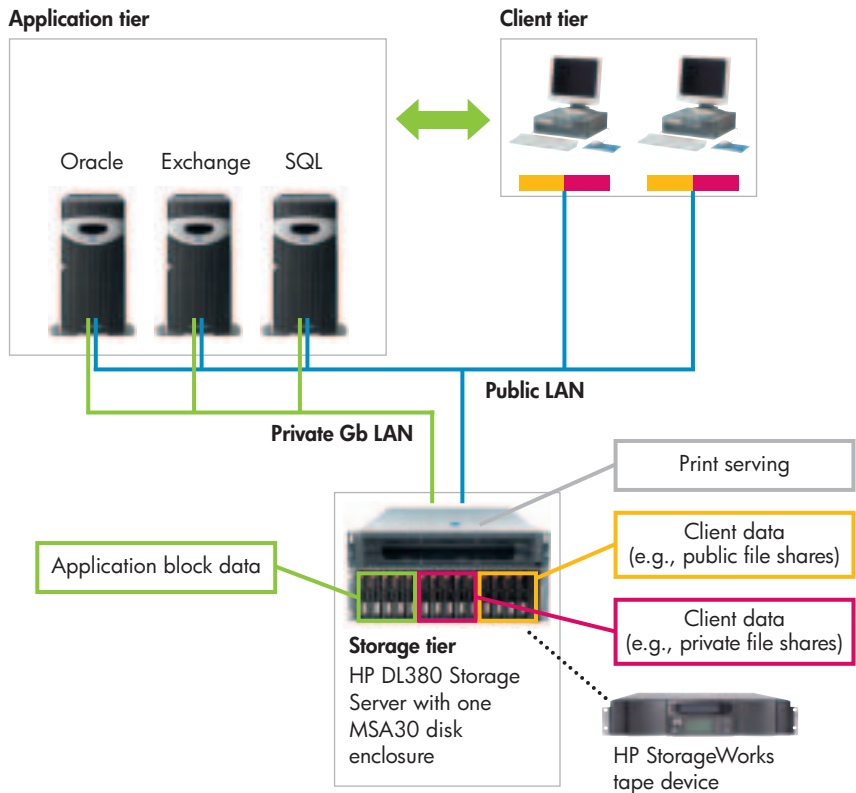
You can also host Microsoft SQL 2000, SQL 2003 and Oracle®9i/10g database stores on a Storage Server running the iSCSI Feature Pack. For easy setup and management, use the Storage Server's standard management interface.

The HP iSCSI Feature Pack is supported on all standalone tower and rack HP ProLiant Storage Servers. It is also supported on the HP ProLiant DL380 NAS/SAN gateway, which can be configured in a highly available cluster mode.

Application Storage Manager is only included in the iSCSI Feature Pack for standalone servers.

Typical NAS solutions... continued

Unified application data storage and file serving with iSCSI Feature Pack



- Use HP ProLiant Storage Servers with the iSCSI Feature Pack for true storage consolidation in small environments.
- Store the data of your application server on a Storage Server (which can also be deployed as a file and print server).
- No need to invest in a fibre-channel infrastructure; this storage solution is based on standard Ethernet infrastructure technologies.
- Application data and storage data is separated into different tiers to provide optimised performance for each.
- In this scenario, three application servers (that could be clustered) are connected via a private Ethernet network to the Storage Server, which is also serving files to end-user clients.

Advanced features of iSCSI Feature Pack

For added functionality, the iSCSI Feature Pack can be expanded with additional features:

iSCSI Snapshots

Snapshot functionality safeguards against accidental deletions, file corruptions and virus attacks by creating point-in-time copies of the data on your Storage Server. Delta changes are replicated with 100% integrity, and the resulting space-efficient snapshots can be accessed instantly via the Microsoft Volume Shadow Copy Service (VSS) interface.

iSCSI Direct Backup

Direct backup functionality allows administrators to perform backups directly from a Storage Server to a tape drive without involving the application server. This reduces load on the application server and also on network traffic.

iSCSI Clustering

Upgrading the iSCSI Feature Pack (Gateway Edition only) with clustering services enhances the availability of your Storage Server. It uses the Microsoft Cluster Services feature to activate two-node iSCSI target capability, and eliminates single points of failure by adding redundant features such as dual network connections and dual I/O channels.

Benefits of iSCSI Feature Pack

- Consolidate multiple servers with Direct-Attached Storage (DAS) to a single Storage Server platform, delivering storage consolidation based on a standard server concept
- Offers simple manageability, easy scalability and centralised backup
- Protects and enhances your investments and skills in Ethernet technology
- Provides an easy and familiar management interface, integrated with the web-based interface of Microsoft Windows Storage Server 2003

Exploring advanced NAS capabilities

In this next section of the solution guide, we consider the more advanced capabilities of NAS, and how these can help larger organisations solve their growing storage challenges.

Creating an integrated storage environment with NAS/SAN fusion

Businesses that require mission-critical levels of performance, scalability and availability will naturally choose a Storage Area Network (SAN) as their primary storage concept. However, by integrating NAS to the SAN environment as well, you'll benefit from the advantages of both storage concepts:

- **NAS solutions** combine optimised storage performance with light-touch management – providing network file storage that can be accessed directly by all users over the corporate network.
- **SAN solutions** provide highest availability of larger storage capacities, combined with integrated management and optimised efficiency. The storage is traditionally accessed by application servers.

With HP NAS/SAN fusion technology, you can enhance your existing investment in SAN technology by combining it with the added benefits of NAS. Alternatively, an entry-level solution is provided by the iSCSI Feature Pack (see page 12), which enables you to achieve SAN capabilities on a standard Ethernet infrastructure.

Comparing NAS with SAN

	NAS	iSCSI NAS	SAN
Type of data	Shared files	Block data (databases)	
Cabling used	Ethernet LAN		Fibre channel
Consumer	PCs and Workstations	Application servers	
Disk access	Through NAS appliance	Direct access	
Management	Simplified		

Achieving even higher availability

On page 4 of this guide, we looked at the integrated features of HP NAS solutions designed to enhance the availability of your data. However, when you combine NAS with SAN, there are even more options to ensure your data is always up and available.

Clustering

To enhance the performance and redundancy of just a single system, both the HP ProLiant DL380 Storage Server (SAN model) and DL580 Storage Server can be joined in a cluster of up to eight systems. This shared storage arrangement is achieved via HP NAS/SAN fusion technology. Working in parallel, the clustered systems give you additional performance. They also monitor each other so that, if one fails, its workload is instantly picked up by another cluster node.

SAN-based data replication

Data replication keeps an up-to-date copy of your critical data in a separate location, online and ready to be used at any time – enabling fast disk-based disaster recovery. As we have seen earlier in the guide, solutions based around HP OpenView Storage Mirroring allow you to achieve cost-effective data replication.

However, the highest availability and performance requirements are usually met by replicating data between two arrays, such as HP StorageWorks EVA or XP arrays, using HP StorageWorks Continuous Access software. You can achieve SAN-based data replication on your HP ProLiant Storage Servers by integrating them into a NAS/SAN fusion solution.

System recovery

Effective recovery from disaster requires a quick and simple system-recovery procedure. All HP NAS servers are shipped with an instant-recovery CD, which quickly recovers your system back to factory status. And with ASR (automated server recovery) you can go even further. By backing up your server system disk – including configuration data such as server name, IP address and user mapping – it enables you to restore a full previous configuration following system disaster.

Integrated NAS monitoring

Integrated server monitoring

HP NAS solutions provide excellent integration to your existing system-monitoring tools. This is especially true if you run HP Systems Insight Manager, because all the required agents are preinstalled and become activated instantly after setup. Your NAS server can then be monitored by the Systems Insight Manager console just like any other ProLiant server.

HP Systems Insight Manager provides easy-to-use, centralised monitoring of your entire server environment – including all system components such as the network interface, memory, processors and disks. When integrated with HP OpenView it allows comprehensive service-level-based management of your enterprise. For more information, please visit www.hp.com/eur/hpsim

Integrated server management

In addition to server configuration, integrating NAS into Systems Insight Manager allows you to analyse your system and initiate management tasks remotely with tools such as a web-based user interface, Terminal Services, command line, Microsoft management console (MMC) and integrated Lights-Out management (iLO). HP iLO technology allows you to cold boot or troubleshoot your NAS server before the operating system is even running.

Integrated SAN monitoring and management

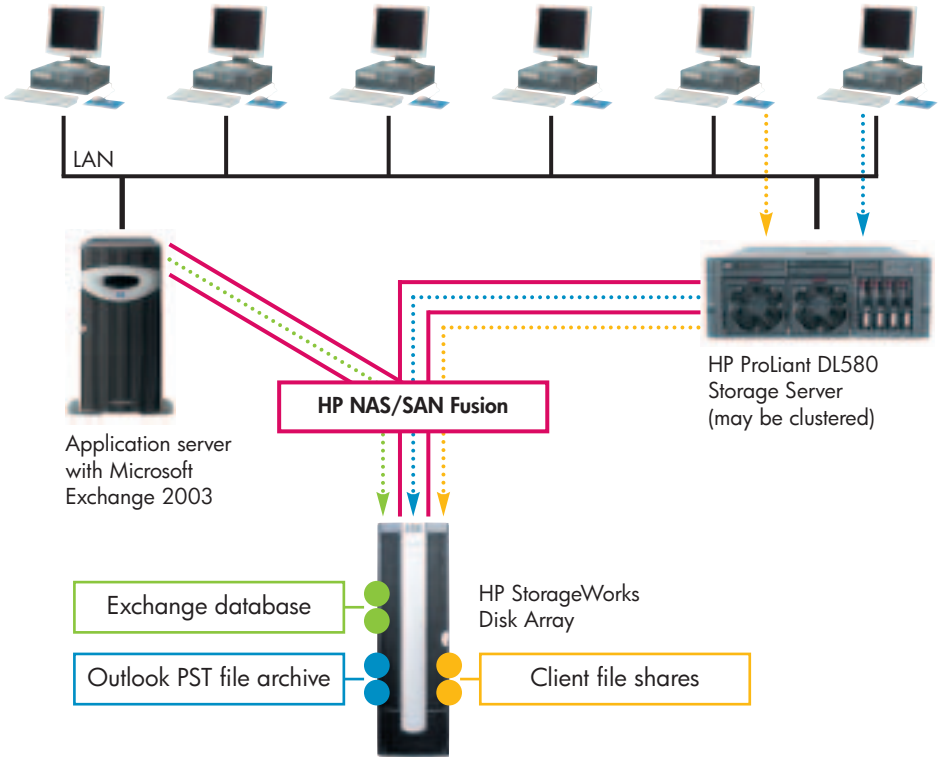
NAS/SAN fusion environments – based on MSA1000 or MSA1500 arrays – leverage HP Smart Array technology and offer full monitoring and management integration into HP Systems Insight Manager. This enables both your NAS server and SAN storage to be managed in one single tool.

Larger SAN environments, especially those with EVA and XP storage arrays, utilise specialised storage management tools for enhanced monitoring capabilities. For example, HP OpenView Storage Area Manager (SAM) can monitor the entire storage infrastructure, from logical volumes, HBAs and the fabric infrastructure, to the storage hardware within the array.

Typical NAS solutions... continued

Integrate Storage Servers into a SAN with NAS/SAN fusion

Workstation clients










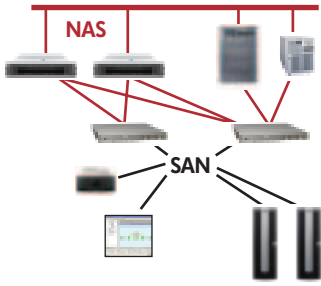
Just as application servers can store their data in a SAN, a Storage Server can be set up as a gateway for clients to leverage the advantages of a SAN: pooled storage capacity, central management, high availability and integrated backup and recovery procedures.

This unique fusion eliminates storage islands and reduces overall management complexity and costs.

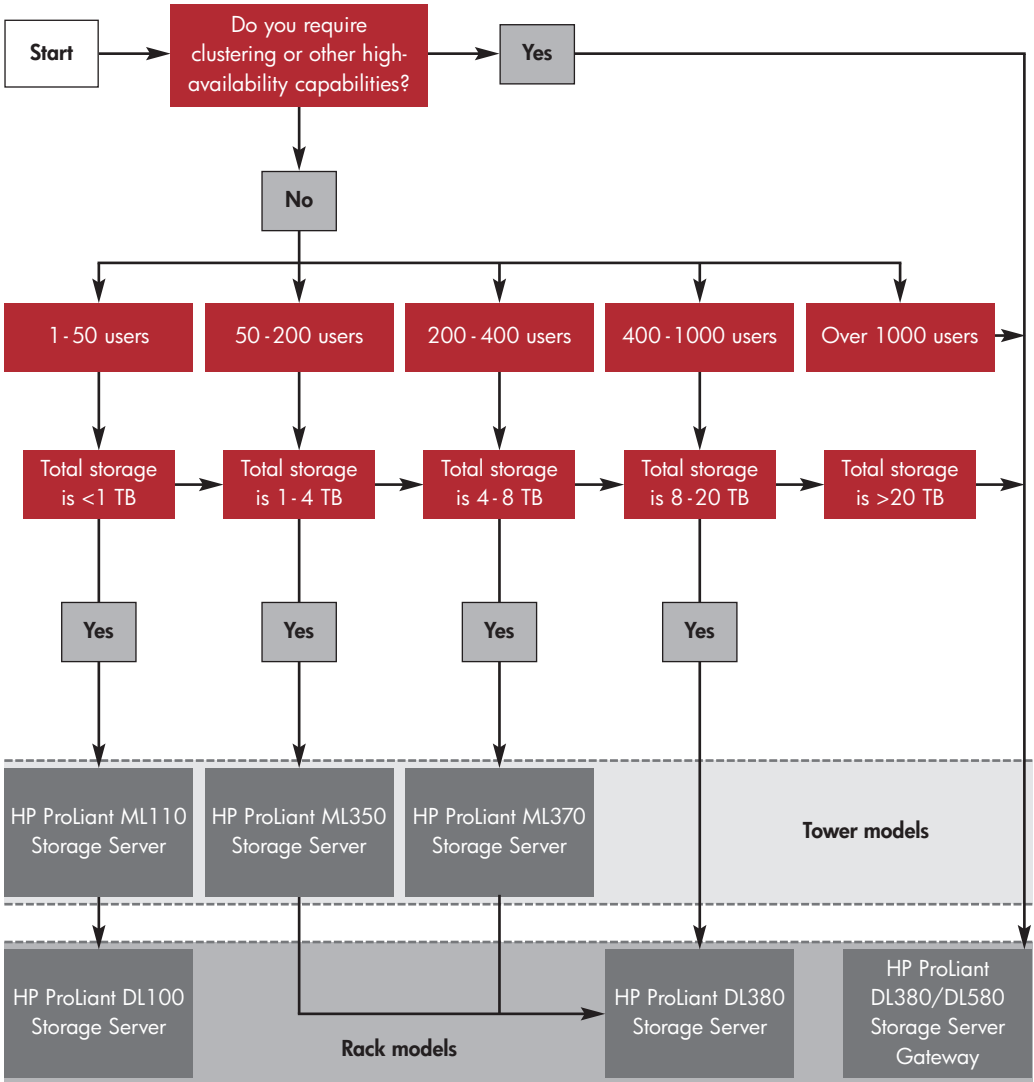
The example here shows a Microsoft Exchange server (red line) sharing the same storage source as its clients using it as client data share (blue line) or personal drive (yellow line).

The HP product portfolio


With a full portfolio of HP ProLiant Storage Servers, you can choose the level of performance and scalability you need to meet your specific business requirements:

	Remote Office	Departmental	Enterprise
	Standalone NAS		Gateways for NAS/SAN fusion
Rack Line	 DL100 Storage Server	 DL380 Storage Server (Standalone)	 DL380 Storage Server (SAN)
			 DL580 Storage Server
Tower Line	 ML110 Storage Server	 ML350 Storage Server	 ML370 Storage Server
			
	Fixed configuration, SATA storage	Scalable, SCSI/SATA storage	Entry-level NAS/SAN fusion
			Flagship NAS/SAN fusion
	Appliance		Scalability, HA
	HP ProLiant ML110/DL100 Storage Servers	HP ProLiant ML350/ML370/DL380 Storage Servers	HP ProLiant DL380 (SAN) Storage Server
	1U rack/desktop or 5U tower model	2U rack or 5U tower model	2U rack model
	1 Intel® Celeron®/Pentium® 4	1-2 Intel Xeon™	2 Intel Xeon
	320-GB, 640-GB or 1-TB storage using 4 x SATA disk drives	Up to 1.2-TB/1.8-TB storage using 4/6 x internal SCSI disk drives, expandable for external SCSI and SATA storage	Highly scalable SAN storage
	256-MB to 1-GB (max. 4-GB) memory	1-GB to 2-GB (max. 4-GB) memory	2-GB (max. 8-GB) memory
	2 PCI slots (plus 3 PCI-X slots for ML110) for redundant NIC	3 PCI slots (4 PCI plus 2 PCI-X for ML models) for redundant NIC	3 PCI-X slots for redundant NIC card or FC HBAs
	1 single or dual-port NIC	1 single or dual-port NIC	2 dual-port NICs
	Hardware RAID (read cache only)	DIS migration support Hardware RAID	Ideal in combination with MSA disk arrays
		ML370 and DL380 offer redundant configurations	Ideal in combination with EVA and XP disk arrays
		Redundant configuration	Redundant configuration
	ML110 offers print support through an upgrade option	iLO-based management (optional on ML350), HP Systems Insight Manager support	iLO-based management, clusterable up to 8 nodes, unlimited SAN scalability, supported across the entire line of HP disk arrays, HP Systems Insight Manager support

Which HP NAS solution is right for you?



This page considers only file serving. For configurations that include additional software (i.e., iSCSI Feature Pack, anti-virus, backup and recovery software), please refer to www.hp.com/eur/easynas. Technically, you may configure a solution that exceeds the configuration limits shown here. However, the purpose of this decision tree is to show you the best rational distinction between each Storage Server model. The disk capacities listed here are raw data capacities that do not take into account any RAID overheads.



Further considerations for configuring your Storage Server

1. What total system throughput do you require? Also, how many concurrent connections (users) are required?

The average data throughput for file servers in production environments today is between 8 and 12 MB/sec. Please refer to the Easy as NAS website for the specific system throughputs of each HP ProLiant Storage Server. To achieve higher overall data throughput, you can scale across multiple servers via DFS, or by distributing shares across up to 8-node clusters.

2. Do you require optimal network performance from your NAS system?

TOE (TCP/IP offload engine) cards enhance performance by offloading network processing from the system CPU to the TOE card CPU. It's like having a dedicated processor to handle network traffic that frees up system processors for other tasks. TOE cards can in some cases boost performance by up to 30% depending on current load.

3. Do you have requirements for high availability of your NAS configurations?

Both the HP ProLiant DL380 (SAN model) and DL580 Storage Servers provide high availability capabilities through clustering. They also provide substantial flexibility via their available PCI slot connections – three on the DL380 and five on the DL580. Optional redundant paths to both the network and the back-end storage subsystem can help increase availability, in addition to the use of clustering at the system level. Furthermore, data replication software – e.g., HP OpenView Storage Mirroring and HP StorageWorks Continuous Access – in combination with clustering can also improve availability.

4. Do you require anti-virus and/or quota management software on your NAS server?

If you require additional management layers in your NAS solution, additional processors may be required in your configuration. The HP ProLiant ML300 Series, DL380 and DL580 Storage Servers all provide multi-processor capabilities, with the DL580 providing up to four CPUs. Whichever NAS solution you choose, TOE cards can provide even more processing power to achieve optimal performance.

Specific configuration examples

These configurations demonstrate the types of systems and flexibility available from HP. Below is a sample bill of materials – including hardware and software – recommended for customers ordering their first NAS solution. The standard warranty for each configuration can be enhanced with the optional Care Pack Services listed on the following page.

File and print: 50 users who require 2-GB per user, print support and single tape backup

Description	Part number	QTY
HP ProLiant ML110 Storage Server – model 320-GB	367984-421	1
Print Upgrade Kit for HP ProLiant ML110 Storage Server (only required for ML110, other Storage Servers include print support)	377385-B21	1
HP StorageWorks Ultrium 215i -tape drive	Q1543A	1

File and print and Exchange data hosting: 300 users who each require a 3-GB file share and a 300-MB mailbox

Description	Part number	QTY
HP ProLiant DL380 Storage Server – External SCSI model (incl. 4 x 300-GB disks)	371 225-B21	1
300-GB 10k rpm SCSI universal disk drive	371 224-B21	3
NC6170 1-GB dual port network interface card	313879-B21	1
HP ProLiant Storage Server iSCSI Feature Pack incl. HP ProLiant Application Storage Manager	T3669A	1

500 users who require 10-GB per user

No single point of failure solution

Description	Part number	QTY
HP ProLiant DL380 Storage Server – SAN Model	371 227-B21	2
NAS cluster kit	331474-B21	2
MSA1000 starter kit	313879-B21	1
MSA1000 HA kit	353804-B21	1
MSA30 dual bus disk enclosure	302970-B21	1
300-GB 10k rpm SCSI universal disk drive	371 224-B21	15

Optional NAS software

Description	Part number
HP OpenView Storage Mirroring MS media kit	T2557AA
HP OpenView Storage Mirroring Workgroup NAS Edition LTU 1	344954-B21
HP OpenView Storage Mirroring Workgroup NAS Edition LTU 25	T2536AA

Note: All configurations here are using RAID 5 volumes for user data. 72-GB and 146-GB drive variants are also available. Solutions from HP typically require rack-mounting hardware not outlined in this guide. All Storage Mirroring licences require a media kit; one licence per server node required. LTU = licence to use.

HP Services

HP offers a full range of pre-packaged or customised services to complement our NAS solutions. These cover the entire project lifecycle and are delivered by qualified and certified HP professionals or designated channel partners.

Availability

Our proactive and reactive availability service components deliver the right balance of guaranteed availability and cost-efficient maintenance. Choose from basic onsite hardware and software maintenance, up to highest-level availability with our Critical Services portfolio.

Design and integration

We'll help you create a NAS infrastructure that meets your current and future needs, and choose the most suitable architecture – NAS, SAN or both. HP deployment services can integrate your solution quickly and efficiently.

Data migration

HP can also provide stress-free migration of data from existing storage systems – such as mission-critical HP-UX, Windows 2000, Windows NT, Sun legacy and EMC systems – to your new NAS solution.

Performance services

HP performance services – including assessment, tuning, measuring and monitoring – help you optimise IT performance and efficiency, for maximum return on your investments.

Customised business solutions

HP offers a whole range of services to ensure your IT infrastructure remains scalable and responsive, and is supporting your business properly.

For full details, contact your HP sales representative or visit: www.hp.com/hps/storage

HP Care Pack Services

Extend and expand your standard product warranty with easy-to-buy, easy-to-use support packages that help you make the most of your storage investments. HP recommends the following Care Pack Services for ProLiant Storage Servers:

HP ProLiant Storage Servers							
	HP ProLiant ML110	HP ProLiant DL100	HP ProLiant ML350	HP ProLiant ML370	HP ProLiant DL380 (standalone)	HP ProLiant DL380 (SAN)	HP ProLiant DL580
Standard warranty	1/1/1	3/1/1	3/3/3	3/3/3	3/3/3	3/3/3	3/3/3
HW Installation	U7986A/E	U7986E	U7986E	U7986E	U7986E	U9521E*	U9521E*
3-year Support Plus Service	UB940A/E	UC555E	UB995E	UC549E	UC573E (Base model: UC561E)	UC561E	UC581E
3-year Support Plus 24 Service	UB941A/E	UC556E	UC544E	UC550E	UC574E (Base model: UC562E)	UC562E	UC582E

Support Plus provides single-source hardware and software services during standard business hours, Monday to Friday. Support Plus 24 provides the same support, 24 hours a day, 7 days a week. For more information, please visit: www.hp.com/hps/carepack

*HW Installation & Startup

Your questions answered

Q: What is the advantage of an HP ProLiant Storage Server over a general-purpose file and print server?

A: An HP ProLiant Storage Server is the ideal device for storage-focused server deployment. As a ready-to-go solution, it simplifies implementation and offers best file-serving performance and highest efficiency for ongoing management, even in a remote setup or a multi-platform environment.

In addition, with the iSCSI Feature Pack it offers a new cost-effective possibility to store application data on a consolidated Storage Server platform – removing the need to invest into a separate fibre-channel storage infrastructure.

Q: How can I back up the data on my NAS system?

A: The HP strategy for NAS backup is designed around ‘customer choice’. Being treated like any other Windows Server 2003 system, ProLiant Storage Servers can integrate into your existing backup strategy. A complete and up-to-date list of supported backup and other third-party software can be found at: www.hp.com/go/nas

The supported backup software can either be installed directly onto the storage server for direct data backup, or the relevant Windows agents can be installed and managed remotely. This includes the cell manager of

HP OpenView Storage Data Protector, which can also be run on a storage server.

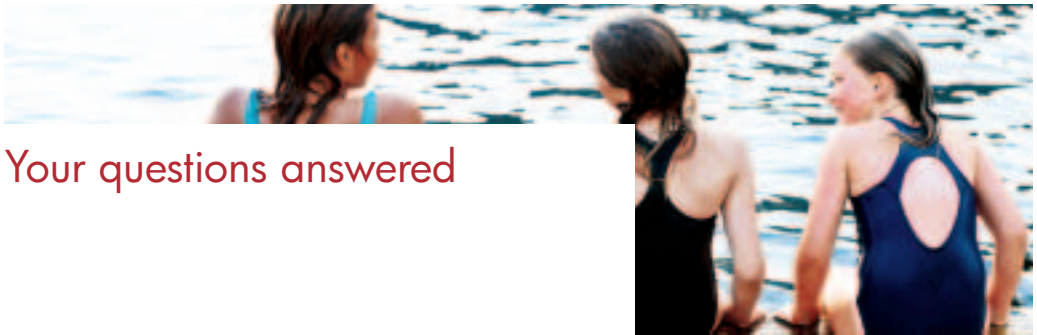
In addition, HP supports either direct SCSI-attached tape devices or network/SAN-attached tape devices. SAN-attached is recommended for multiple NAS devices and HP NAS/SAN fusion products. A SAN-attached backup matrix can be found at: www.hp.com/eur/ebs

Q: How can I protect the data on my NAS server from viruses?

A: Again, the HP strategy for anti-virus is ‘customer choice’ and Storage Servers should be treated like any other Windows Server 2003 device. For a complete list of supported anti-virus programs and other third-party software, please visit: www.hp.com/go/nas

Q: What is snapshotting technology?

A: Snapshotting technology allows data to be duplicated with minimal usage of disk space. The file index information of a particular volume is duplicated and presented as another volume to the NAS system. This duplicated volume then holds a point-in-time copy of the original volume. Any subsequent changes to the original volume will then cause disk space to be used.



Your questions answered

This is because the original file is copied to the snapshot volume before it is modified. For example, a 100-GB volume that has 10% changes per day would require a 10-GB snapshot volume.

Q: How can I increase the performance of my HP NAS system?

A: Ideally, you would identify the bottleneck in the system and address this area. HP ProLiant Storage Servers can accommodate additional memory and an additional processor, depending on the model. Also, adjusting RAID sets and adding higher-performance HP hard disk drives for heavily impacted volumes can significantly increase performance. Network performance can also impact NAS performance. Try to segment NAS traffic, and/or add additional network controllers to the storage server as required. You can also improve performance by using TCP Offload Engine (TOE) network cards from Alacritech, which manage network protocol handling and thereby reduce the CPU cycles on the system processors.

Note: we recommend that you check the upgrade options and TOE support specific to your selected storage server model.

Q: Please explain the protocols supported in more detail.

A: Common Internet File System (CIFS) is the protocol used by Microsoft to share files between Windows-based systems. Network File System (NFS) is the protocol used by Linux and UNIX systems to communicate. NetWare Core Protocol (NCP) and AppleTalk are for NetWare clients and Apple Mac systems respectively. All of these protocols allow machines to mount a disk partition on a remote machine as if it were on a local hard drive.

Q: How can I scale up my storage server?

A: HP ProLiant DL100 and ML110 Storage Servers are designed for fixed capacity, but can be upgraded with additional memory. All other Storage Servers can be upgraded with additional CPUs and memory for additional performance, and can be scaled easily by attaching external MSA20 and MSA30 disk enclosures. Furthermore, the DL380 and DL580 Storage Server SAN gateways offer the full flexibility and scalability of a SAN.

Jargon buster

CIFS, NFS, NCP, MAC, HTTP & FTP

Protocols that allow machines to send information to one another over a network. For more information, see the Q&A section of this guide.

Clustering

The ability to group multiple NAS systems and appear to the end user as one logical NAS file server. A server in a cluster is called a node, i.e., four Storage Servers = a four-node cluster

Content filtering

Allows administrators to restrict the types of file that are shared across the server, e.g., mp3 files

DAS (Direct Attached Storage)

Deployment of dedicated storage devices for each server. Disadvantages include inefficient storage use and allocation, and multi-vendor storage and management interfaces.

Data replication

The ability to replicate data to another system/site via either a LAN or SAN connect.

DFS (Distributed File System)

System administrators using this protocol can make it easy for users to access and manage files that are physically distributed across a network. Files appear to users as if they reside in one place on the network.

DtS (DAS-to-SAN technology)

An exclusive HP feature that provides quick and easy data migration from direct-attached server storage to network storage such as MSA arrays or ProLiant Storage Servers.

Fibre channel

The topology and transport protocol used to send block-level data information between server and storage.

Heterogeneous connect

Allowing clients or servers with differing operating systems to connect to the NAS or SAN infrastructure at the same time.

iLO (integrated Lights-Out) management

Selected HP ProLiant Storage Servers offer embedded lights-out technology, which enables users to perform a full range of management tasks, without physically being in front of the server. Find out more at www.hp.com/servers/ilo

iSCSI (Internet Small Computer System Interface)

An Internet Protocol (IP)-based storage networking standard that carries SCSI commands over an IP network. Facilitates data transfer over intranets, LANs, WANs and the Internet for flexible storage management.

NIS (Network Information System)

A network naming and administration system for smaller networks. Allows users at any host to access files or applications on any other host in the network with a single user identification and password.

Quota management

Restricts how much data can be stored on a volume or file share, preventing disk space from reaching zero

Snapshot

The ability to duplicate data within a server, NAS device or RAID Array and promote it as a copy of data while utilising minimal disk space.



HP NAS solutions have already helped the following companies

Meijer Inc. – the Michigan-based retail-chain giant – used to operate with more than 150 file servers spread out over its multiple company locations. Supporting and upgrading these distributed systems was extremely costly and ineffective, so it decided to consolidate on an HP NAS/SAN fusion solution, including two HP NAS devices for optimised file-and-print serving.

Visa EU – a leading provider of payment solutions for financial institutions – wanted to ensure its customers could use their Visa cards anywhere and at anytime. It needed to upgrade the corporate IT infrastructure to cater for rapid data growth. It chose an HP NAS/SAN fusion to create a centrally managed storage pool, and to centralise the management of multiple distributed servers.

BAA – the largest single airport operator in the world – needed a cost-effective alternative to the direct-attached storage deployments at its numerous airport locations. The chosen solution had to deliver system uptime of at least 99.5% and provide essential disaster-recovery requirements. HP successfully met the objectives by implementing a stretched cluster of two NAS devices across two BAA data centres.

We can help you too. Visit www.hp.com/eur/easyasnas



Simply StorageWorks

Storage is easy when you choose HP.

Find out more about HP ProLiant Storage Servers at the Easy as NAS website:

www.hp.com/eur/easyasnas

© Copyright 2004 Hewlett-Packard Development Company, L.P.

The information contained herein is subject to change without notice. The only warranties for HP products and services are set forth in the express warranty statements accompanying such products and services. Nothing herein should be construed as constituting an additional warranty. HP shall not be liable for technical or editorial errors or omissions contained herein. Intel, Xeon, Pentium and Celeron are trademarks or registered trademarks of Intel Corporation or its subsidiaries in the United States and other countries. Microsoft, Windows and Windows Server are U.S. trademarks or registered trademarks of Microsoft Corporation. Oracle is a registered U.S. trademark of Oracle Corporation, Redwood City, California. UNIX is a registered trademark of The Open Group. Linux is a registered trademark of Linus Torvalds.

5982-9004EEE. November 2004



i n v e n t

