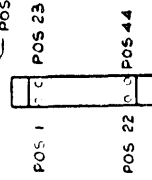

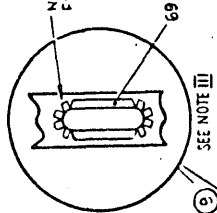


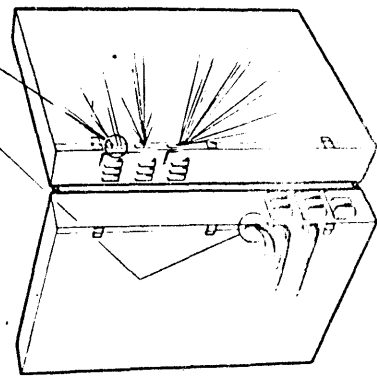
CHANGES

ISS	1	182A/002	5/1/44
	2	182A/001	7-1-45
	3	182A/051	
	5	182A/081	
	7	682B	3-2-45
	9	7047	15-3-45

NOTCH AS REQD. TO ELSE FITTING AROUND BENDS.

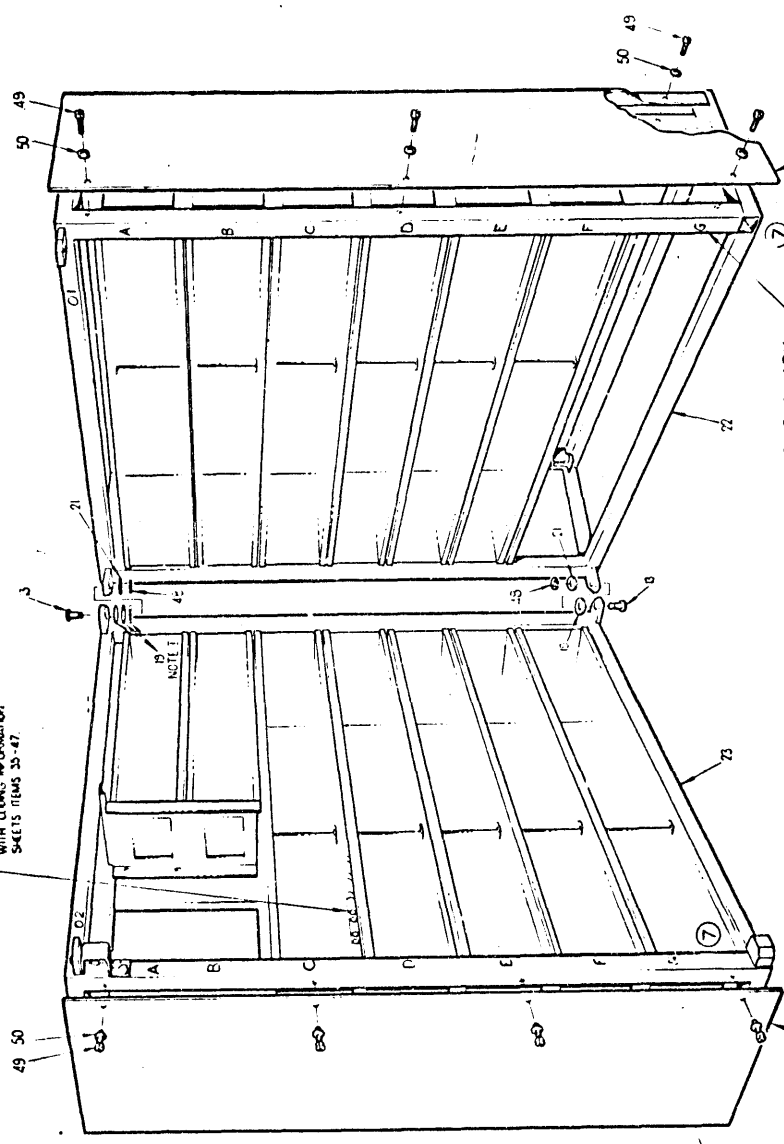


SKETCH SHOWING TYPICAL CODING OF CONNECTOR POSITIONS VIEWED FROM WIRING SIDE



VIEW SHOWING DISTRIBUTION OF MAIN LOOMS

ITEMS 34, 37, 38, 39, 40, 41, 42, 43, 44, 45, 46, 47, 48, 49, 50, 51, 52, 53, 54, 55, 56, 57, 58, 59, 60, 61, 62, 63, 64, 65, 66, 67, 68, 69, 70, 71, 72, 73, 74, 75, 76, 77, 78, 79, 80, 81, 82, 83, 84, 85, 86, 87, 88, 89, 90, 91, 92, 93, 94, 95, 96, 97, 98, 99, 100



INDELIBLY MARK
④ WHITE CHARACTERS
-280 HIGH IN POS N SHOWN
-220 HIGH IN POS N SHOWN

NOTE I: ADJUST SHIMMING ITEM 19 TO GIVE .030 DIMENSION
NOTE II: WIRE IN ACCORDANCE WITH WIRING SCHEMATIC ITEMS 57 & 58 & 54. USING ITEM 55 - 68 INCL FOR FURTHER WIRING INSTRUCTIONS, CARD FILES TO 'X' CONNECTORS SEE SHEETS 2, 3, 4, 5, 6, 7, 8 & 10
NOTE III: ITEM 43 BENDED IN POSITION AROUND SLOTS USING EVISTIK ITEM 70

887614 / 9	ISSUE	1	2	3	4	5	6	7	8	9	10	11	12	13	14	15	16	17	18	19	20	
	ASSEMBLY																					
CARD FILE	790110	PROV. STD SHEET	ISSUE NUMBERS OF OTHER SHEETS AT THE TIME OF ISSUING THIS SHEET																			



ITEM No.	ISSUE No. IN	ISSUE No. OUT	PART No.	QTY	DESCRIPTION	ITEM No.	ISSUE No. IN	ISSUE No. OUT	PART No.	QTY	DESCRIPTION
13	1		887595	2	HINGE PIN	42	1		888896	D	CODING 2B
16	1		887600	1	SIDE COV	43	1		888897	D	CODING 2C
17	1		887610	1	SIDE COV	44	1		888898	D	CODING 2D
19	1		788592	4	WASHER	45	1		888899	D	CODING 2E
21	1		706778	2	WASHER	46	1		888900	D	CODING 2F
22	1		888905	1	DOOR 01	47	1		888901	D	CODING 2G
23	1		888907	1	DOOR 02	48	1		887598	O	CIRCLIP
24	1		DA43057	0	AR BUTTON BK	49	1		232	P	SCREW
25	1		DA43058	0	AR BUTTON BN	50	1		879070	O	WASHER
26	1		DA43059	0	AR BUTTON R	51	1		AR	AR	BUTTON PK
27	1		DA43060	0	AR BUTTON OR	52	2		DA54052	O	WIR SCHDL
28	1		DA43061	0	AR BUTTON Y	53	2		888285	D	WIR SCHDL
29	1		DA43062	0	AR BUTTON GN	54	2		888268	D	WIR SCHDL
30	1		DA43063	0	AR BUTTON BL	55	3		5001727	D	WIR SCHDL
31	1		DA43064	0	AR BUTTON V	56	3		889570	O	CONTACT
32	1		DA43065	0	AR BUTTON GR	57	3		5000047	O	CONTACT
33	1		DA43066	0	AR BUTTON WH	58	3		958349	S	CABLE
34	1		5000035	0	AR POLAR TAB	59	3		958333	S	CABLE
35	1		888889	D	CODING 1A	60	3		958339	S	CABLE
36	1		888890	D	CODING 1B	61	3		958340	S	CABLE
37	1		888891	D	CODING 1C	62	3		958341	S	CABLE
38	1		888892	D	CODING 1D	63	3		958342	S	CABLE
39	1		888893	D	CODING 1E	64	3		958343	S	CABLE
40	1		888894	D	CODING 1F	65	3		958344	S	CABLE
41	1		888895	D	CODING 2A	66	3		958345	S	CABLE
						67	3		958346	S	CABLE
						68	3		958347	S	CABLE
						69	9		958348	S	CABLE
						70	9		871350	O	CHANNEL
									702831	S	EVOSTIK

CHANGES
 ADDED 7047
 ADDED 6418
 ADDED PD6269

CARD FILE	887614	911	ISSUE SHEET	94	44	48	35	55	6							
			ASSEMBLY	SHEET 17	23	45	67	89	10	11	12	13	14	15	16	17

DRN. TO 790110
 PROKSTN 790110
 ISSUE NUMBERS OF OTHER SHEETS AT THE TIME OF ISS. THIS SHI.

