

DEV-->0 ID*4	STATREC OFFSET	BUS ID	X'FF'	DATA TYPE	BUS ENTRY	DATA TYPE COD
+4	STATREC OFFSET	H REG ID	L REG ID	DATA TYPE	REG ENTRY	0 FLAG (1 BIT) 4 REG (8) 8 ADDR (16)
+8	STATREC OFFSET	LINE ID	NOT USED	DATA TYPE	LINE ENTRY	12 REG PAIR (16) 16 LINE (1)

0 1 2 3
MIDEVTAB (1 ENTRY PER DEVICE)

SYMBOLIC DEVICE NAME	DEV ID
----------------------	--------

0 7
MISYMTAB (1 ENTRY PER SYMBOLIC NAME)

REG-->0 ID*4	REG CALL DYNAMO	LINE-->0 ID*4	LINE IMAGE DIR OFF
+2	REG DATA DYNAMO	+2	BRITE FLG SUBLK CNT

MIREGTAB (1 ENTRY PER REG) MILINTAB (1 ENTRY PER LINE)

BUS-->0 ID*8	BUS SUBLK DUMMY PTR
+2	SOURCE REG ID DEST REG ID
+4	TOTAL BUS DATA PATH LENGTH (1+2)
+6	BUS DATA PATH LENGTH (2)

MIBUSTAB (1 ENTRY PER BUS)

FIGURE 1: STATIC TABLES IN MIDASCB

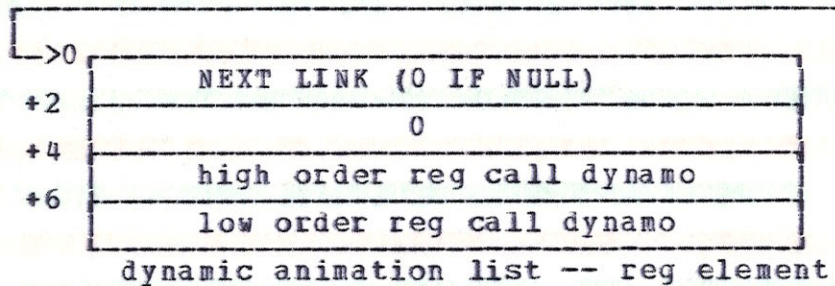
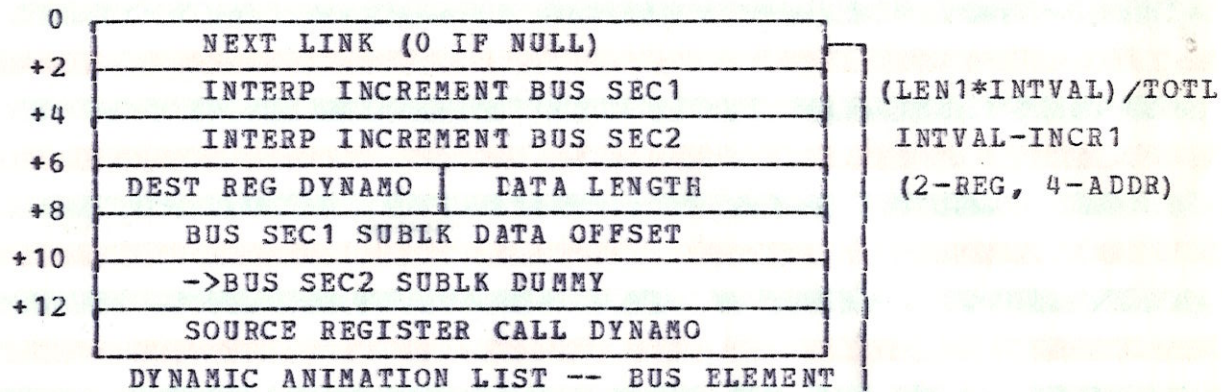
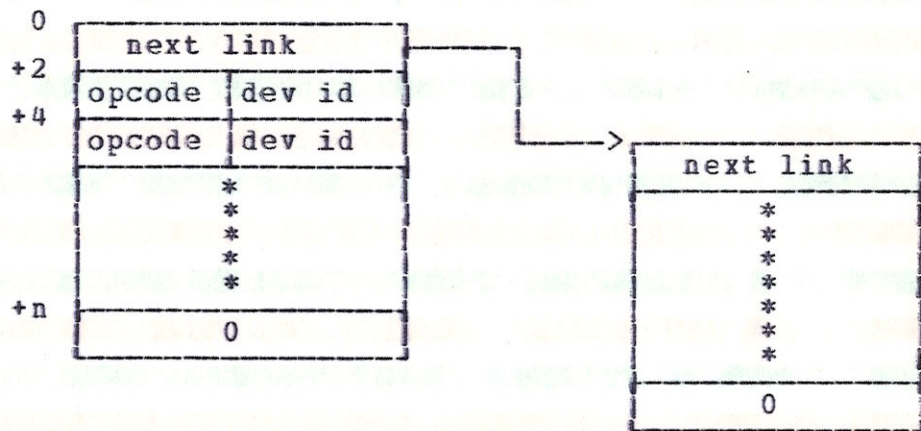


figure 2: dynamic animation list



display order blocks

opcode	normal action	realtime action
01 - brite	brighten line	same
02 - dim	dim line	same
03 - flash	change reg contents and flash	same but no flash
04 - change	change reg contents	same
05 - move	flash source reg, and change contents, move data to dest reg, chg dest reg.	chg source, dest regs
06 - noop	no-operation	same
00 - eod	end of block	same

figure 3: midas display orders

0	length of block
+2	->next sublk dummy
+4	interp incr1 (m1)
+6	interp incr2 (m2)
+8	
+10	x0
+12	y0
+14	x1
+16	y1
+18	text incr x
+20	text incr y
	text data * * *

figure 5: bus sublk dummy
(gets converted to bus interp sublk)

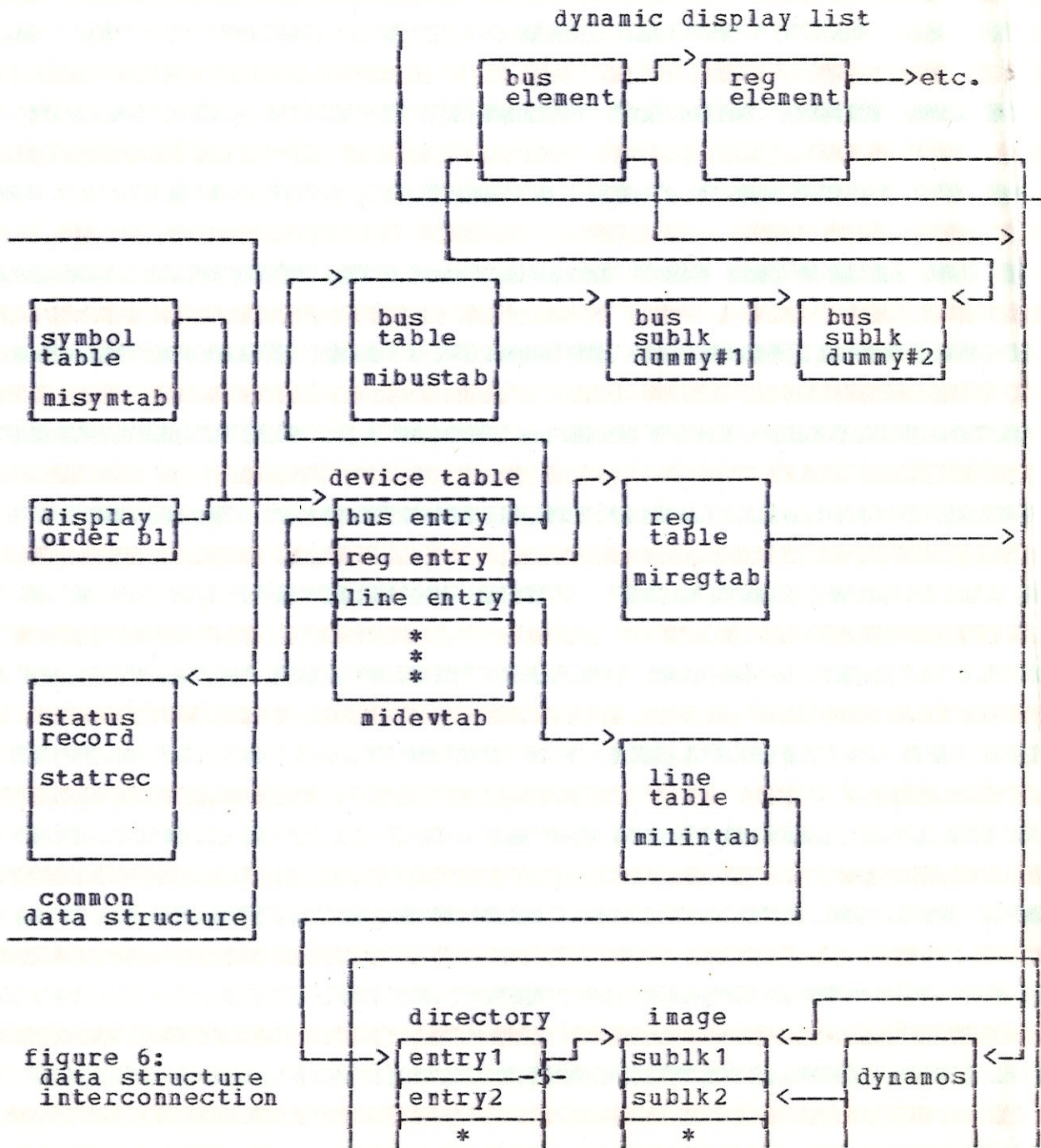


figure 6:
data structure
interconnection