

GoogleTel version 94.06

Users who have their phone contacts in Gmail have the advantage that these contacts can be synchronized with their phone with OS Android, and also with the tablet of the same OS. Then it is user-friendly to maintain contacts in Gmail, but the problem occurs with a larger number of contacts, for example 70.

GMAIL does not provide a usable option for printing all contacts on paper. The only option that Gmail offers is export contacts as .csv file.

.csv (Comma Separated Values) is complete because includes all the contact items , such as a postall address . This property interferes with the requirement to have a single telephone contact list on paper in A4 format .

The exported contact list can also be handled by MS Excel, but it is too lengthy.

Program GoogleTel can generate a simple list in .html format from the exported .csv . This list can then be printed by Internet Explorer, Firefox or another browser . Working with the GoogleTel is manageable even for a complete layman.

1. Installation

The program is portable; there is no need to install it. . Can be even stored on a USB stick. The user must create a folder on the disc and must not be on the C: drive . Directory name is optional for clearly laid select GoogleTel .

There must be copied files from the package GoogleTel.zip . Two important files are:

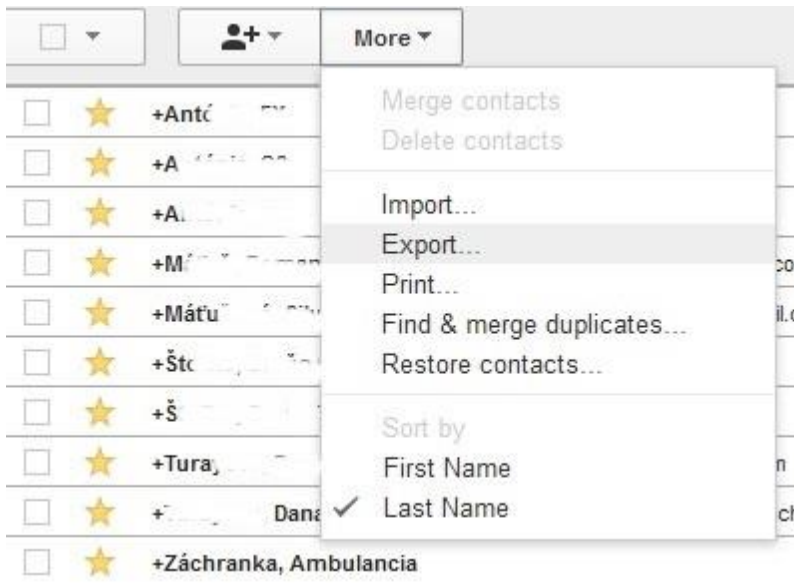
- GoogleTel.exe
- GoogleTel.css

GoogleTel.exe is the program which was tested in Windows 7 and Windows XP. If you run it in other OS, please write to the author.

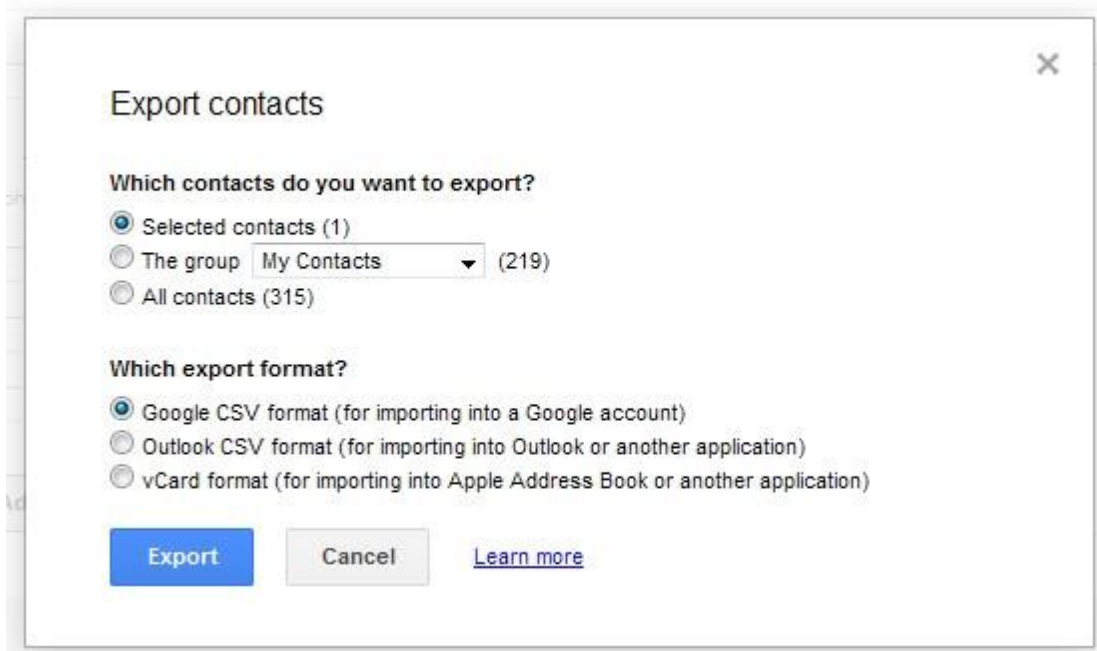
GoogleTel.css is file for defining the style of the resulting list. If you want the resulting list *GoogleTel.html* file to send somewhere , you must attch must the file GoogleTel.css too.

The remaining files are guides in different languages. This file is *GoogleTel_EN.pdf*

2. How to obtain the file google.csv



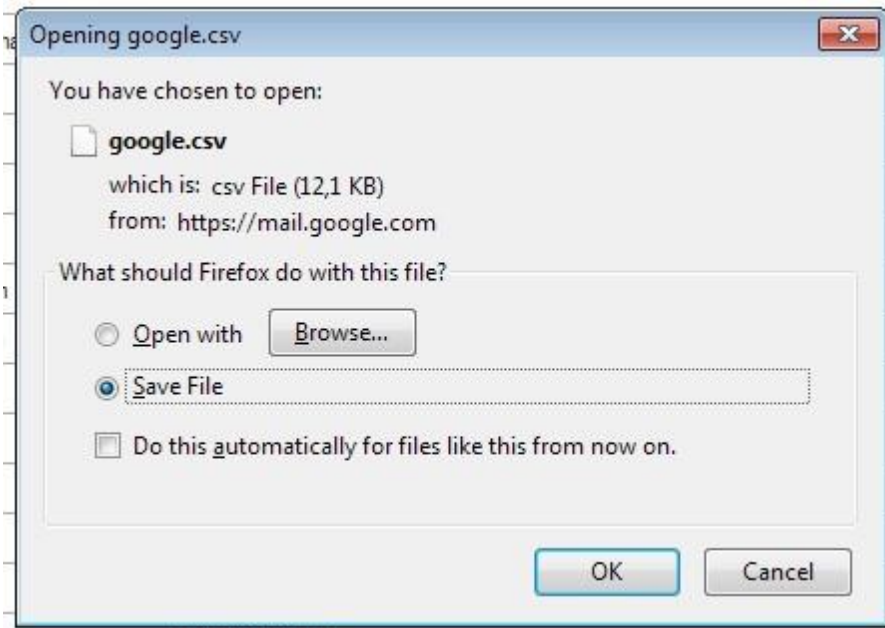
In Gmail select Contacts , and on the upper left you will find **More**. Select **Export**. It is also important to set sorting by last name , see picture .



You can choose which contacts to export.

My choice was **All contacts**
Always leave **Google CSV**

After clicking on the Export button the Gmail ask you where to save it.






You need *google.csv* file to save (Save File) , not open.

Depending on how you set Internet Explorer , Firefox or another browser the files downloaded from the Internet are saved either at the same place you know , or even Windows asks you everytime where to save it.

The right choice is to save the file *google.csv* to the place with the program *GoogleTel.exe*

If you can t save the file *google.csv* there , you must must copy the downloaded file there.

3. How to run a program GoogleTel

Name	Date modified	Type	Size
 GoogleTel.css	7. 3. 2015 14:28	Cascading Style Sheet Document	1 KB
 GoogleTel.exe	7. 3. 2015 15:04	Application	23 KB
 GoogleTel_CZ.pdf	7. 3. 2015 21:04	Foxit Reader PDF Document	269 KB

Program *GoogleTel.exe* has the icon with a phone. If you click on this file the program creates a file *GoogleTel.html* . This file is small and visually empty if the file *google.csv* was not found. Otherwise, in the directory will appear a larger file , which can be opened by browser.

In the file *google.csv* are all contacts, eventually without a phone number. Program *GoogleTel.exe* skip over incomplete contacts.

GMAIL allows you to assign two phone numbers to one contact. I do not use it; I need to keep track of what s to contact. Then I got in Gmail and the phone:

- Novák Jozef TM
- Novák Jozef FX

Where TM is the T-Mobile and FX is a fixed line. Any second and subsequent number will be skipped by GoogleTel.exe !!!

3. How to print the list of phone numbers

When you have opened the file *GoogleTel.html* in your browser , use the **Print** or better

Print Preview . In the second case, you can still set a header, footer or page number.

List looks as follows :

001	+Záchranka	Ambulancia	155	
002	Babeková	Maria	+421 52 547 83 87	
003	Budínska	Marta TM	+421 907 524 789	m.budinska@gmail.com
004	Dubnická	Eva	+421 2 210 028 65	
005	Fekiač	Matej OR	+421 915 111 212	
006	Grantner	Hans	+49 176 931 887 24	
007	Hablovič	Zděnek	+420 728 97 8162	
008	Hiklovič	Martin	+421 903 365 321	
009	Hilbert	Anton	+421 903 447 232	
010	Hrdina	Janko	+421 940 998 320	janko.hrdina@gmail.com
011	Káľmanová	Milena	+421 905 524 509	
012	Klímov	Karol	+421 908 331 350	
013	Kolenovič	Peter	+421 2 43 53 53 51	
014	Kovarsky	Peter	+421 908 553 823	p.kovarsky@gmail.com
015	Matulova	Hana	65 88 58 08	hana.sunshine@gmail.com
016	Pavlíková	Hildegart	+421 905 452 452	
017	Pultr	Anton	+420 728 398 383	anton.pultr@volny.cz
018	Sedovic	Mirek	+420 728 848 664	msedovic@c-box.cz
019	Skarbak	Zdeno	+43 676 940 2999	
020	Struharova	Elena	+421 903 879 237	
021	Teplá	Ol'ga	+421 908 554 301	olga.tepla1@zoznam.sk
022	Visnovska	Anna FX	+421 2 149 602 85	

If you want send to someone *GoogleTel.html* you must attach the *GoogleTel.css* . Both files must be on receiver side stored in the same directory . Without that the phonebook would look little uncultured.

4. Advanced Options

The program was originally designed only for my need . Later I thought about its wider use. The first version had a few drawbacks which I personally do not obstruct .

- The program lists four fields and it was not possible to reorder the fields.
- The program skips the contacts without a phone number.
- The program had problems with changing structure made by Gmail.

The new version allows the user to change the behaviour of program. The basic version works according to the original concept and it is conceivable that many will be following the suit .

Advanced user who can work with a simple editor **Notepad** can set individual parameters in an external file .

The file *Fields.txt* file created in Notepad then contains one line , which includes the names of fields in which the program look for data in the file *google.csv* separated by commas. If is the file *Fields.txt* not found in the directory where *GoogleTel.exe* resides, program operates as if it found the following definition :

Family Name,Given Name,!Phone 1 - Value,E-mail 1 - Value

It is clear that even if you create a file *fields.txt* with the above content does not change anything. But advanced users understand that now you can edit the resulting list of phone numbers as needed .

Let 's assume that you have a Gmail group "Family"who have their birthdays. Since GMAIL always sends output to the same file name and program, *GoogleTel.exe* is small, about 10 kB, it is also possible for this purpose to create a unique directory. There drag the files *google.csv*, *GoogleTel.exe* and *GoogleTel.css*.

To show the date of birth of family members , create in this directory the file *fields.txt* with the following contents :

Family Name,Given Name,Phone 1 - Value,E-mail 1 - Value,Birthday

Now, notice that in my first proposal there is the exclamation mark "!" before the column name for a phone number. It so far, provided extract only contacts with a phone number. In the list of family members I canceled this duty.

There is a right place to show now the names of fields (items) as they use Gmail . Those that I consider to be significant here are in bold . Note that you have now a free hand for two phone numbers for one contact. The key is to in setting in *fields.txt*

Name,
Given Name,
Additional Name,
Family Name,
Yomi Name,
Given Name Yomi,
Additional Name Yomi,
Family Name Yomi,
Name Prefix,

Name Suffix,
Initials,
Nickname,
Short Name,
Maiden Name,

Birthday,
Gender,

Location,
Billing Information,
Directory Server,
Mileage,
Occupation,
Hobby,
Sensitivity,
Priority,
Subject,

Notes,

Group Membership,

E-mail 1 - Type,
E-mail 1 - Value,

E-mail 2 - Type,
E-mail 2 - Value,

IM 1 - Type,
IM 1 - Service,
IM 1 - Value,

Phone 1 - Type,
Phone 1 - Value,

Phone 2 - Type,
Phone 2 - Value,

Address 1 - Type,
Address 1 - Formatted,
Address 1 - Street,
Address 1 - City,
Address 1 - PO Box,
Address 1 - Region,
Address 1 - Postal Code,
Address 1 - Country,
Address 1 - Extended Address,

Address 2 - Type,
Address 2 - Formatted,
Address 2 - Street,
Address 2 - City,
Address 2 - PO Box,
Address 2 - Region,

Address 2 - Postal Code,
Address 2 - Country,
Address 2 - Extended Address,

Organization 1 - Type,
Organization 1 - Name,
Organization 1 - Yomi Name,
Organization 1 - Title,
Organization 1 - Department,
Organization 1 - Symbol,
Organization 1 - Location,
Organization 1 - Job Description,

Website 1 - Type,
Website 1 - Value

But that was not just as idyllic, I would like to highlight how it can go wrong. Once when I was at school, we had to create tables of physics measurements so that the column Notes was in the table in the right end. Today it is a different time; programmers at Google have given Notes in the center, before the email and phone. While you not use the Notes in Gmail, nothing will happen. The file will have only one line for every contact, as expected in my program.

I have had one contact with the postal address in the note . I was lazy to use the GMAIL fields right . Here is the contents of my Notes in three lines :

Blatenská 40
521 01
Blansko

But when exporting a file google.csv it goes as follows :

Novák,Jan,,,,,,,,j.novak@gmail.com,Blatenská 40
520 01
Blansko

My program can't understand this and in the best case, the three lines are omitted.

Another possibility is to use a comma as a separator in the data . I know there are sophisticated programs to cope with this situation , but they do not have a length of barely 10 kB . Here is an example of how to go wrong Hanzlíková Eva will be in the file *google.csv* line

Hanzlíková,**Eva**,,,,e.hanzlikova@gmail.com

If you change the surname to Novotná,Hanzlíková when by export it goes as follows:

"Novotná,Hanzlíková",**Eva**,,,,e.hanzlikova@gmail.com

Since the program monitors only commas , the Given Name Eva moves to the right as the field three and not two with all the consequences .

If you can handle edit file *fields.txt* , we can move on . The initial list of simple shape can be improved defining your own column names . It s simple again . Beneath the line where you define which columns you need even write their required names .

Family Name,Given Name,!Phone 1 - Value,E-mail 1 - Value
Surname,Given Name,Phone,E-mail

The program is language independent , therefore, column names can be in any language , and the result looks like this (the names are usual in Slovakia) :

	Surname	Given Name	Phone	E-mail
001	+Záchranka	Ambulancia	155	
002	Babeková	Maria	+421 52 547 83 87	
003	Budínska	Marta TM	+421 907 524 789	m.budinska@gmail.com
004	Dubnická	Eva	+421 2 210 028 65	
005	Fekiač	Matej OR	+421 915 111 212	
006	Grantner	Hans	+49 176 931 887 24	
007	Hablovič	Zděnek	+420 728 97 8162	
008	Hiklovič	Martin	+421 903 365 321	
009	Hilbert	Anton	+421 903 447 232	
010	Hrdina	Janko	+421 940 998 320	janko.hrdina@gmail.com
011	Kálmanová	Milena	+421 905 524 509	
012	Klímov	Karol	+421 908 331 350	
013	Kolenovič	Peter	+421 2 43 53 53 51	
014	Kovarsky	Peter	+421 908 553 823	p.kovarsky@gmail.com
015	Matulova	Hana	65 88 58 08	hana.sunshine@gmail.com
016	Pavliková	Hildegart	+421 905 452 452	
017	Pultr	Anton	+420 728 398 383	anton.pultr@volny.cz
018	Sedovic	Mirek	+420 728 848 664	msedovic@c-box.cz
019	Skarbak	Zdeno	+43 676 940 2999	
020	Struharova	Elena	+421 903 879 237	
021	Teplá	Ol'ga	+421 908 554 301	olga.tepla1@zoznam.sk

If you have only 50 or fewer contacts , at this point we could stop. But if you have more contacts , it ist better to use the pagination , so that the column headings will be repeated on each sheet of paper . To make this simply write the third line in the file *fields.txt* :

Family Name,Given Name,!Phone 1 - Value,E-mail 1 - Value
Surname,Given Name,Phone,E-mail
My Google phonebook

Paging is provided at the print time so that each sheet of paper A4 has 50 contacts . It is eventually sometimes necessary to turn off the header and footer for fit the 50 contacts .

Printing was successful in Firefox, Opera, Chrome , and Microsoft Internet Explorer :

My Google phonebook				
	Surname	Given Name	Phone	E-mail
001	+Záchranka	Ambulancia	155	
002	Babeková	Maria	+421 52 547 83 87	
003	Budínska	Marta TM	+421 907 524 789	m.budinska@gmail.com
004	Dubnická	Eva	+421 2 210 028 65	
005	Fekiač	Matej OR	+421 915 111 212	
006	Grantner	Hans	+49 176 931 887 24	
007	Hablovič	Zděnek	+420 728 97 8162	
008	Hiklovič	Martin	+421 903 365 321	
009	Hilbert	Anton	+421 903 447 232	
010	Hrdina	Janko	+421 940 998 320	janko.hrdina@gmail.com
011	Kálmanová	Milena	+421 905 524 509	
012	Klímov	Karol	+421 908 331 350	
013	Kolenovič	Peter	+421 2 43 53 53 51	
014	Kovarsky	Peter	+421 908 553 823	p.kovarsky@gmail.com
015	Matulova	Hana	65 88 58 08	hana.sunshine@gmail.com
016	Pavliková	Hildegart	+421 905 452 452	
017	Pultr	Anton	+420 728 398 383	anton.pultr@volny.cz
018	Sedovic	Mirek	+420 728 848 664	msedovic@c-box.cz
019	Skarbak	Zdeno	+43 676 940 2999	
020	Struharova	Elena	+421 903 879 237	
021	Teplá	Ol'ga	+421 908 554 301	olga.tepla1@zoznam.sk

Although it seems that all possibilities have been exhausted, there remained the possibility to generate a list in a format suitable for MS Excel . To do this, change the third line in the file fields.txt follows :

Family Name,Given Name,!Phone 1 - Value,E-mail 1 - Value
Surname,Given Name,Phone,E-mail
EXCEL

	A	B	C	D	E
1		<u>Surname</u>	<u>Given Name</u>	<u>Phone</u>	<u>E-mail</u>
2	001	+Záchranka	Ambulancia	155	
3	002	<u>Babeková</u>	Maria	+421 52 547 83 87	
4	003	<u>Budínska</u>	Marta TM	+421 907 524 789	<u>m.budinska@gmail.com</u>
5	004	<u>Dubnická</u>	Eva	+421 2 210 028 65	
6	005	<u>Fekiač</u>	Matej OR	+421 915 111 212	
7	006	<u>Grantner</u>	Hans	+49 176 931 887 24	
8	007	<u>Hablovič</u>	<u>Zděnek</u>	+420 728 97 8162	
9	008	<u>Hiklovič</u>	Martin	+421 903 365 321	
10	009	<u>Hilbert</u>	Anton	+421 903 447 232	
11	010	<u>Hrdina</u>	Janko	+421 940 998 320	<u>janko.hrdina@gmail.com</u>
12	011	<u>Kálmanová</u>	Milena	+421 905 524 509	
13	012	<u>Klímov</u>	Karol	+421 908 331 350	
14	013	<u>Kolenovič</u>	Peter	+421 2 43 53 53 51	
15	014	<u>Kovarsky</u>	Peter	+421 908 553 823	<u>p.kovarsky@gmail.com</u>
16	015	<u>Matulova</u>	Hana	65 88 58 08	<u>hana.sunshine@gmail.com</u>
17	016	<u>Pavliková</u>	<u>Hildegart</u>	+421 905 452 452	
18	017	<u>Pultr</u>	Anton	+420 728 398 383	<u>anton.pultr@volny.cz</u>
19	018	<u>Sedovic</u>	<u>Mirek</u>	+420 728 848 664	<u>msedovic@c-box.cz</u>
20	019	<u>Skarbak</u>	Zdeno	+43 676 940 2999	
21	020	<u>Struharova</u>	Elena	+421 903 879 237	
22	021	<u>Teplá</u>	<u>Ol'ga</u>	+421 908 554 301	<u>olga.tepla1@zoznam.sk</u>
23					

Word **EXCEL** must be at the line beginning with capital letters. Then it accepts as a parameter and not as a header. Third line **I like EXCEL** is a not good choice for this reason.

The resulting file GoogleTel.xls is not native file like any other with extension .xls . When you open it , you must still adjust the column width . Then you can work with it as if such a file is created from scratch. When you save it, it will be saved as a native file MS Excel . Such file then you can send your boss with a comment that you ve worked on it an hour :-)

It may be that MS Excel will protest with a warning that can be ignored :

File " GoogleTel.xls " which you want to open has a different format than its extension .
Before you open the file , check it for damage
and whether it comes from a trusted source. Do you want to open the file now ?

The program itself does not provide a nice editing your contacts. On the contrary, it will force you to write contacts in some standard way . Then you add some more contacts , your list will effortlessly in a neat format.

5. Finish

The program is freeware. But the author reserves the right to decide where the program will be stored for download. If you intend to store the program for download on another server, please inform the author.

Ing. Branislav Štofko b.stofko@zoho.com